

GILEAD SCIENCES INC. FUTURE (GILF) - EUX/C10

2024/04/30 18:39:20

Price
66.0005 USD

Difference  -1.68% (-1.13)

General attributes

Symbol	GILFC10
Exchange	Eurex
Currency	USD
Security type	Future
Underlying	GILEAD SCIENCES INC.
Maturity	02-2025
Contract size	100

Market data

Bid (Bid size)	- USD (-)
Ask (Ask size)	- USD (-)
Open	66.0005 USD
High	66.0005 USD
Low	66.0005 USD
Close (prev. day)	67.1289 USD
Underlying	GILEAD SCIENCES INC.
Underlying price (date)	64.60 (24/05/03)
Settlement price (date)	65.22 (24/05/03)
Open Interest	0

Performance and Risk

	6m	1y	3y
Perf (%)	-16.36%	-20.41%	-
Perf (abs.)	-12.91	-16.92	-
Beta	-	-	-
Volatility	24.38	22.39	-

Futures and Options

Related Futures	-
Related Options	-

5y












Information about previous performance does not guarantee future performance.
Source: FactSet

Price data

Ø price 5 days Ø volume 5 days (pcs.)	66.7086 USD (0)
Ø price 30 days Ø volume 30 days (pcs.)	70.3008 USD (0)
Ø price 100 days Ø volume 100 days (pcs.)	76.2864 USD (0)
Ø price 250 days Ø volume 250 days (pcs.)	77.3392 USD (0)
YTD High date	88.1587 USD (2024/01/19)
YTD Low date	66.0005 USD (2024/04/30)
52 Weeks High date	88.1587 USD (2024/01/19)
52 Weeks Low date	66.0005 USD (2024/04/30)

Recent Research

on underlying	on sector	on market	
Date		Headline	Download
2024/04/26		Global Equity Ratings	
2024/04/26		Aktienempfehlungen Global	
2024/04/03		Global Equity Ratings	
2024/04/03		Aktienempfehlungen Global	
2024/03/13		Global Equity Ratings	