

# FRESENIUS SE & CO. KGAA FUTURE (FREH) - EUX/C11

2024/05/06 18:29:42

Price  
**28.776** EUR

Difference  -0.33% (-0.10)

### General attributes

Symbol	FREHC11
Exchange	Eurex
Currency	EUR
Security type	Future
Underlying	FRESENIUS SE & CO. KGAA
Maturity	04-2025
Contract size	100

### Market data

Bid (Bid size)	- EUR (-)
Ask (Ask size)	- EUR (-)
Open	28.776 EUR
High	28.776 EUR
Low	28.776 EUR
Close (prev. day)	28.8713 EUR
Underlying	FRESENIUS SE & CO. KGAA
Underlying price (date)	27.94 (24/05/17)
Settlement price (date)	28.89 (24/05/17)
Open Interest	0

### Performance and Risk

	6m	1y	3y
Perf (%)	+10.76%	+13.09%	-
Perf (abs.)	+2.79	+3.33	-
Beta	-	-	-
Volatility	22.98	26.54	-

### Futures and Options

Related Futures	-
Related Options	-

5y












Information about previous performance does not guarantee future performance.  
Source: FactSet

### Price data

Ø price 5 days   Ø volume 5 days (pcs.)	28.812 EUR (0)
Ø price 30 days   Ø volume 30 days (pcs.)	26.992 EUR (0)
Ø price 100 days   Ø volume 100 days (pcs.)	27.379 EUR (0)
Ø price 250 days   Ø volume 250 days (pcs.)	27.719 EUR (0)
YTD High   date	30.026 EUR (2024/01/04)
YTD Low   date	25.390 EUR (2024/03/25)
52 Weeks High   date	31.673 EUR (2023/09/20)
52 Weeks Low   date	24.863 EUR (2023/10/31)

### Recent Research

on underlying	on sector	on market	
Date		Headline	Download
2022/05/04		Global Equity Ratings	
2022/05/04		Aktienempfehlungen Global	
2022/04/27		Global Equity Ratings	
2022/04/27		Aktienempfehlungen Global	
2022/04/14		Global Equity Ratings	