

FUCHS PETROLUB SE FUTURE (FPEG) - EUX/C11

2024/06/21 19:17:10

Price
44.2804 EUR

Difference  -2.69% (-1.22)

General attributes

Symbol	FPEGC11
Exchange	Eurex
Currency	EUR
Security type	Future
Underlying	FUCHS SE VZ.
Maturity	05-2025
Contract size	100

Market data

Bid (Bid size)	- EUR (-)
Ask (Ask size)	- EUR (-)
Open	44.2804 EUR
High	44.2804 EUR
Low	44.2804 EUR
Close (prev. day)	45.5028 EUR
Underlying	FUCHS SE VZ.
Underlying price (date)	42.90 (24/06/21)
Settlement price (date)	43.08 (24/06/21)
Open Interest	0

Performance and Risk

	6m	1y	3y
Perf (%)	+9.33%	+28.37%	-
Perf (abs.)	+3.78	+9.79	-
Beta	-	-	-
Volatility	21.11	22.20	-

Futures and Options

Related Futures	-
Related Options	-

5y












Information about previous performance does not guarantee future performance.
Source: FactSet

Price data

Ø price 5 days Ø volume 5 days (pcs.)	45.1378 EUR (0)
Ø price 30 days Ø volume 30 days (pcs.)	- EUR (-)
Ø price 100 days Ø volume 100 days (pcs.)	43.3496 EUR (0)
Ø price 250 days Ø volume 250 days (pcs.)	39.8229 EUR (0)
YTD High date	47.3341 EUR (2024/04/05)
YTD Low date	38.5903 EUR (2024/01/05)
52 Weeks High date	47.3341 EUR (2024/04/05)
52 Weeks Low date	34.4165 EUR (2023/06/22)

Recent Research

on sector		on market	
Date		Headline	Download
2024/06/21		Global Equity Ratings	
2024/06/21		Aktienempfehlungen Global	
2024/06/14		Equity Weekly	
2024/06/14		Global Equity Ratings	
2024/06/14		Aktienempfehlungen Global	