

# FUCHS PETROLUB SE FUTURE (FPEG) - EUX/C1

2024/06/21 18:48:39

Price  
**42.90** EUR

Difference  -2.69% (-1.18)

### General attributes

Symbol	FPEGC1
Exchange	Eurex
Currency	EUR
Security type	Future
Underlying	FUCHS SE VZ.
Maturity	07-2024
Contract size	100

### Market data

Bid (Bid size)	- EUR (-)
Ask (Ask size)	- EUR (-)
Open	42.90 EUR
High	42.90 EUR
Low	42.90 EUR
Close (prev. day)	44.0849 EUR
Underlying	FUCHS SE VZ.
Underlying price (date)	42.90 (24/06/21)
Settlement price (date)	43.03 (24/06/21)
Open Interest	0

### Performance and Risk

	6m	1y	3y
Perf (%)	+6.06%	+25.52%	-
Perf (abs.)	+2.45	+8.72	-
Beta	-	-	-
Volatility	20.81	21.68	-

### Futures and Options

Related Futures	-
Related Options	-

5y












Information about previous performance does not guarantee future performance.  
Source: FactSet

### Price data

Ø price 5 days   Ø volume 5 days (pcs.)	43.73 EUR (0)
Ø price 30 days   Ø volume 30 days (pcs.)	- EUR (-)
Ø price 100 days   Ø volume 100 days (pcs.)	42.87 EUR (0)
Ø price 250 days   Ø volume 250 days (pcs.)	39.51 EUR (0)
YTD High   date	46.85 EUR (2024/04/05)
YTD Low   date	38.58 EUR (2024/01/05)
52 Weeks High   date	46.85 EUR (2024/04/05)
52 Weeks Low   date	34.09 EUR (2023/06/22)

### Recent Research

on sector		on market	
Date		Headline	Download
2024/06/21		Global Equity Ratings	
2024/06/21		Aktienempfehlungen Global	
2024/06/14		Equity Weekly	
2024/06/14		Global Equity Ratings	
2024/06/14		Aktienempfehlungen Global	