

FRESENIUS SE & CO. KGAA FUTURE (FREH) - EUX/C13

2024/04/30 18:39:18

Price
29.0448 EUR

Difference  1.05% (0.30)

General attributes

Symbol	FREHC13
Exchange	Eurex
Currency	EUR
Security type	Future
Underlying	FRESENIUS SE & CO. KGAA
Maturity	05-2025
Contract size	100

Market data

Bid (Bid size)	- EUR (-)
Ask (Ask size)	- EUR (-)
Open	29.0448 EUR
High	29.0448 EUR
Low	29.0448 EUR
Close (prev. day)	28.7419 EUR
Underlying	FRESENIUS SE & CO. KGAA
Underlying price (date)	27.91 (24/05/07)
Settlement price (date)	28.91 (24/05/06)
Open Interest	0

Performance and Risk

	6m	1y	3y
Perf (%)	+15.99%	+9.72%	-
Perf (abs.)	+4.00	+2.57	-
Beta	-	-	-
Volatility	24.43	26.90	-

Futures and Options

Related Futures	-
Related Options	-

5y












Information about previous performance does not guarantee future performance.
Source: FactSet

Price data

Ø price 5 days Ø volume 5 days (pcs.)	28.5371 EUR (0)
Ø price 30 days Ø volume 30 days (pcs.)	26.8301 EUR (0)
Ø price 100 days Ø volume 100 days (pcs.)	27.5281 EUR (0)
Ø price 250 days Ø volume 250 days (pcs.)	27.7615 EUR (0)
YTD High date	30.1588 EUR (2024/01/04)
YTD Low date	25.5024 EUR (2024/03/25)
52 Weeks High date	31.8830 EUR (2023/09/20)
52 Weeks Low date	24.7299 EUR (2023/06/27)

Recent Research

on underlying	on sector	on market	
Date		Headline	Download
2022/05/04		Global Equity Ratings	
2022/05/04		Aktienempfehlungen Global	
2022/04/27		Global Equity Ratings	
2022/04/27		Aktienempfehlungen Global	
2022/04/14		Global Equity Ratings	