

ALPHABET INC. C FUTURE (GOCF) - EUX/C11

2024/07/26 18:35:20

Price
174.8846 USD

Difference  -3.19% (-5.76)

General attributes

Symbol	GOFCF11
Exchange	Eurex
Currency	USD
Security type	Future
Underlying	ALPHABET INC. CLASS C
Maturity	06-2025
Contract size	100

Market data

Bid (Bid size)	- USD (-)
Ask (Ask size)	- USD (-)
Open	174.8846 USD
High	174.8846 USD
Low	174.8846 USD
Close (prev. day)	180.641 USD
Underlying	ALPHABET INC. CLASS C
Underlying price (date)	168.68 (24/07/26)
Settlement price (date)	174.88 (24/07/26)
Open Interest	0

Performance and Risk

	6m	1y	3y
Perf (%)	+8.80%	+27.73%	-
Perf (abs.)	+14.14	+37.96	-
Beta	-	-	-
Volatility	34.60	30.14	-

Futures and Options

Related Futures	-
Related Options	-












Information about previous performance does not guarantee future performance.
 Source: FactSet

Price data

Ø price 5 days Ø volume 5 days (pcs.)	184.1418 USD (0)
Ø price 30 days Ø volume 30 days (pcs.)	190.1596 USD (0)
Ø price 100 days Ø volume 100 days (pcs.)	170.9961 USD (0)
Ø price 250 days Ø volume 250 days (pcs.)	152.1022 USD (0)
YTD High date	199.9268 USD (2024/07/05)
YTD Low date	138.4618 USD (2024/03/05)
52 Weeks High date	199.9268 USD (2024/07/05)
52 Weeks Low date	129.7062 USD (2023/10/27)

Recent Research

on sector		on market	
Date		Headline	Download
2024/07/26		Equity Weekly	
2024/07/24		Global Equity Ratings	
2024/07/24		Aktienempfehlungen Global	
2024/07/15		Aktienempfehlungen Global	
2024/07/12		Global Equity Ratings	