

GEBERIT AG FUTURE (GBRI) - EUX/C11

2024/07/26 18:35:18

Price
548.0552 CHF

Difference  1.08% (5.84)

General attributes

Symbol	GBRIC11
Exchange	Eurex
Currency	CHF
Security type	Future
Underlying	GEBERIT AG
Maturity	06-2025
Contract size	100

Market data

Bid (Bid size)	- CHF (-)
Ask (Ask size)	- CHF (-)
Open	548.0552 CHF
High	548.0552 CHF
Low	548.0552 CHF
Close (prev. day)	542.2149 CHF
Underlying	GEBERIT AG
Underlying price (date)	553.40 (24/07/26)
Settlement price (date)	548.06 (24/07/26)
Open Interest	0

Performance and Risk

	6m	1y	3y
Perf (%)	+9.30%	+14.19%	-
Perf (abs.)	+46.62	+68.11	-
Beta	-	-	-
Volatility	21.07	24.64	-

Futures and Options

Related Futures	-
Related Options	-












Information about previous performance does not guarantee future performance.
Source: FactSet

Price data

Ø price 5 days Ø volume 5 days (pcs.)	552.0960 CHF (0)
Ø price 30 days Ø volume 30 days (pcs.)	550.0696 CHF (0)
Ø price 100 days Ø volume 100 days (pcs.)	523.6575 CHF (0)
Ø price 250 days Ø volume 250 days (pcs.)	488.9642 CHF (0)
YTD High date	563.2251 CHF (2024/07/23)
YTD Low date	482.0563 CHF (2024/01/18)
52 Weeks High date	563.2251 CHF (2024/07/23)
52 Weeks Low date	411.9569 CHF (2023/10/25)

Recent Research

on underlying	on sector	on market	
Date		Headline	Download
2022/12/19		Global Equity Ratings	
2022/12/19		Aktienempfehlungen Global	
2022/11/28		Global Equity Ratings	
2022/11/28		Aktienempfehlungen Global	
2022/11/18		Global Equity Ratings	