

# GEBERIT AG FUTURE (GBRI) - EUX/C11

2024/04/30 18:39:20

Price  
**499.2882** CHF

Difference  -1.01% (-5.08)

### General attributes

Symbol	GBRIC11
Exchange	Eurex
Currency	CHF
Security type	Future
Underlying	GEBERIT AG
Maturity	04-2025
Contract size	100

### Market data

Bid (Bid size)	- CHF (-)
Ask (Ask size)	- CHF (-)
Open	499.2882 CHF
High	499.2882 CHF
Low	499.2882 CHF
Close (prev. day)	504.3683 CHF
Underlying	GEBERIT AG
Underlying price (date)	554.40 (24/06/12)
Settlement price (date)	553.83 (24/06/11)
Open Interest	0

### Performance and Risk

	6m	1y	3y
Perf (%)	+14.06%	-0.12%	-
Perf (abs.)	+64.24	-0.64	-
Beta	-	-	-
Volatility	22.34	24.47	-

### Futures and Options

Related Futures	-
Related Options	-

5y












Information about previous performance does not guarantee future performance.  
Source: FactSet

### Price data

Ø price 5 days   Ø volume 5 days (pcs.)	506.8501 CHF (0)
Ø price 30 days   Ø volume 30 days (pcs.)	509.3715 CHF (0)
Ø price 100 days   Ø volume 100 days (pcs.)	510.9553 CHF (0)
Ø price 250 days   Ø volume 250 days (pcs.)	482.9062 CHF (0)
YTD High   date	541.5663 CHF (2024/03/21)
YTD Low   date	482.0563 CHF (2024/01/18)
52 Weeks High   date	543.7756 CHF (2023/12/15)
52 Weeks Low   date	411.9569 CHF (2023/10/25)

### Recent Research

on underlying	on sector	on market	
Date		Headline	Download
2022/12/19		Global Equity Ratings	
2022/12/19		Aktienempfehlungen Global	
2022/11/28		Global Equity Ratings	
2022/11/28		Aktienempfehlungen Global	
2022/11/18		Global Equity Ratings	