

GEBERIT AG FUTURE (GBRI) - EUX/C11

2024/04/26 18:31:16

Price
501.2666 CHF

Difference  2.54% (12.43)

General attributes

Symbol	GBRIC11
Exchange	Eurex
Currency	CHF
Security type	Future
Underlying	GEBERIT AG
Maturity	03-2025
Contract size	100

Market data

Bid (Bid size)	- CHF (-)
Ask (Ask size)	- CHF (-)
Open	501.2666 CHF
High	501.2666 CHF
Low	501.2666 CHF
Close (prev. day)	488.8383 CHF
Underlying	GEBERIT AG
Underlying price (date)	495.50 (24/04/26)
Settlement price (date)	501.27 (24/04/26)
Open Interest	0

Performance and Risk

	6m	1y	3y
Perf (%)	+21.11%	+1.64%	-
Perf (abs.)	+87.36	+8.10	-
Beta	-	-	-
Volatility	25.83	24.36	-

Futures and Options

Related Futures	-
Related Options	-

5y












Information about previous performance does not guarantee future performance.
Source: FactSet

Price data

Ø price 5 days Ø volume 5 days (pcs.)	494.6444 CHF (0)
Ø price 30 days Ø volume 30 days (pcs.)	512.6784 CHF (0)
Ø price 100 days Ø volume 100 days (pcs.)	510.3285 CHF (0)
Ø price 250 days Ø volume 250 days (pcs.)	483.0419 CHF (0)
YTD High date	541.5663 CHF (2024/03/21)
YTD Low date	482.0563 CHF (2024/01/18)
52 Weeks High date	543.7756 CHF (2023/12/15)
52 Weeks Low date	411.9569 CHF (2023/10/25)

Recent Research

on underlying	on sector	on market	
Date		Headline	Download
2022/12/19		Global Equity Ratings	
2022/12/19		Aktienempfehlungen Global	
2022/11/28		Global Equity Ratings	
2022/11/28		Aktienempfehlungen Global	
2022/11/18		Global Equity Ratings	