

FRESENIUS SE & CO. KGAA FUTURE (FREH) - EUX/C12

2024/04/30 18:39:18

Price
28.9727 EUR

Difference  1.05% (0.30)

General attributes

Symbol	FREHC12
Exchange	Eurex
Currency	EUR
Security type	Future
Underlying	FRESENIUS SE & CO. KGAA
Maturity	04-2025
Contract size	100

Market data

Bid (Bid size)	- EUR (-)
Ask (Ask size)	- EUR (-)
Open	28.9727 EUR
High	28.9727 EUR
Low	28.9727 EUR
Close (prev. day)	28.6718 EUR
Underlying	FRESENIUS SE & CO. KGAA
Underlying price (date)	28.13 (24/05/07)
Settlement price (date)	29.11 (24/05/07)
Open Interest	0

Performance and Risk

	6m	1y	3y
Perf (%)	+10.72%	+12.95%	-
Perf (abs.)	+2.79	+3.31	-
Beta	-	-	-
Volatility	22.96	26.62	-

Futures and Options

Related Futures	-
Related Options	-

5y












Information about previous performance does not guarantee future performance.
Source: FactSet

Price data

Ø price 5 days Ø volume 5 days (pcs.)	28.8778 EUR (0)
Ø price 30 days Ø volume 30 days (pcs.)	27.0530 EUR (0)
Ø price 100 days Ø volume 100 days (pcs.)	27.4443 EUR (0)
Ø price 250 days Ø volume 250 days (pcs.)	27.7361 EUR (0)
YTD High date	30.1010 EUR (2024/01/04)
YTD Low date	25.4463 EUR (2024/03/25)
52 Weeks High date	31.7909 EUR (2023/09/20)
52 Weeks Low date	24.6571 EUR (2023/06/27)

Recent Research

on underlying	on sector	on market	
Date		Headline	Download
2022/05/04		Global Equity Ratings	
2022/05/04		Aktienempfehlungen Global	
2022/04/27		Global Equity Ratings	
2022/04/27		Aktienempfehlungen Global	
2022/04/14		Global Equity Ratings	