

# GEBERIT AG FUTURE (GBRI) - EUX/C1

2024/04/25 18:46:49

Price  
**483.6309** CHF

Difference  -1.31% (-6.43)

### General attributes

Symbol	GBRIC1
Exchange	Eurex
Currency	CHF
Security type	Future
Underlying	GEBERIT AG
Maturity	05-2024
Contract size	100

### Market data

Bid (Bid size)	- CHF (-)
Ask (Ask size)	- CHF (-)
Open	483.6309 CHF
High	483.6309 CHF
Low	483.6309 CHF
Close (prev. day)	490.0578 CHF
Underlying	GEBERIT AG
Underlying price (date)	491.50 (24/04/26)
Settlement price (date)	483.63 (24/04/25)
Open Interest	0

### Performance and Risk

	6m	1y	3y
Perf (%)	+16.02%	-1.26%	-
Perf (abs.)	+66.76	-6.15	-
Beta	-	-	-
Volatility	25.37	23.52	-

### Futures and Options

Related Futures	-
Related Options	-

5y










Information about previous performance does not guarantee future performance.  
Source: FactSet

### Price data

Ø price 5 days   Ø volume 5 days (pcs.)	487.3322 CHF (0)
Ø price 30 days   Ø volume 30 days (pcs.)	508.7642 CHF (67)
Ø price 100 days   Ø volume 100 days (pcs.)	512.1716 CHF (31)
Ø price 250 days   Ø volume 250 days (pcs.)	485.0602 CHF (23)
YTD High   date	539.5488 CHF (2024/01/02)
YTD Low   date	483.6309 CHF (2024/04/25)
52 Weeks High   date	547.8000 CHF (2023/12/15)
52 Weeks Low   date	416.8670 CHF (2023/10/25)

### Recent Research

on underlying	on sector	on market	
Date		Headline	Download
2022/12/19		Global Equity Ratings	
2022/12/19		Aktienempfehlungen Global	
2022/11/28		Global Equity Ratings	
2022/11/28		Aktienempfehlungen Global	
2022/11/18		Global Equity Ratings	