

# MICRO SMI FUTURE (FSMS) - EUX/C3

2024/04/30 18:28:46

**Price**  
**11,333.00** CHF

**Difference**  **-0.42% (-48.00)**

### General attributes

Symbol	FSMSC3
Exchange	Eurex
Currency	CHF
Security type	Future
Underlying	SWISS MARKET INDEX
Maturity	12-2024
Contract size	1

### Market data

Bid (Bid size)	- CHF (-)
Ask (Ask size)	- CHF (-)
Open	11,333.00 CHF
High	11,333.00 CHF
Low	11,333.00 CHF
Close (prev. day)	11,381.00 CHF
Underlying	SWISS MARKET INDEX
Underlying price (date)	12,254.76 (24/06/07)
Settlement price (date)	12,366.00 (24/06/07)
Open Interest	0

### Performance and Risk

	6m	1y	3y
Perf (%)	+10.78%	-1.41%	-
Perf (abs.)	+1,103.00	-162.00	-
Beta	-	-	-
Volatility	9.30	10.63	-

### Futures and Options

Related Futures	-
Related Options	-









Information about previous performance does not guarantee future performance.  
Source: FactSet

### Price data

Ø price 5 days   Ø volume 5 days (pcs.)	11,368.40 CHF (0)
Ø price 30 days   Ø volume 30 days (pcs.)	11,474.97 CHF (0)
Ø price 100 days   Ø volume 100 days (pcs.)	11,242.15 CHF (0)
Ø price 250 days   Ø volume 250 days (pcs.)	11,088.57 CHF (0)
YTD High   date	11,704.00 CHF (2024/03/28)
YTD Low   date	10,933.00 CHF (2024/02/09)
52 Weeks High   date	11,704.00 CHF (2024/03/28)
52 Weeks Low   date	10,175.00 CHF (2023/10/27)

### Recent Research

on market		
Date	Headline	Download
2024/05/08	 Marktkommentar	
2024/05/02	 FX markets reflect uncertain interest rate outlook	
2024/05/02	 FX-Märkte spiegeln unsicheres Zinsumfeld wider	
2024/04/26	 Aktienempfehlungen Global	
2024/04/03	 Aktienempfehlungen Global	

5y