

# FUCHS PETROLUB SE FUTURE (FPEG) - EUX/C12

2024/06/21 19:17:10

**Price**  
**43.0795** EUR

**Difference**  **-2.77% (-1.23)**

### General attributes

Symbol	FPEGC12
Exchange	Eurex
Currency	EUR
Security type	Future
Underlying	FUCHS SE VZ.
Maturity	06-2025
Contract size	100

### Market data

Bid (Bid size)	- EUR (-)
Ask (Ask size)	- EUR (-)
Open	43.0795 EUR
High	43.0795 EUR
Low	43.0795 EUR
Close (prev. day)	44.3052 EUR
Underlying	FUCHS SE VZ.
Underlying price (date)	42.90 (24/06/21)
Settlement price (date)	43.22 (24/06/21)
Open Interest	0

### Performance and Risk

	6m	1y	3y
Perf (%)	+9.03%	+27.11%	-
Perf (abs.)	+3.67	+9.45	-
Beta	-	-	-
Volatility	20.16	21.83	-

### Futures and Options

Related Futures	-
Related Options	-












5y

Information about previous performance does not guarantee future performance.  
 Source: FactSet

### Price data

Ø price 5 days   Ø volume 5 days (pcs.)	44.1543 EUR (0)
Ø price 30 days   Ø volume 30 days (pcs.)	- EUR (-)
Ø price 100 days   Ø volume 100 days (pcs.)	43.3406 EUR (0)
Ø price 250 days   Ø volume 250 days (pcs.)	39.8678 EUR (0)
YTD High   date	47.4395 EUR (2024/04/05)
YTD Low   date	38.6894 EUR (2024/01/05)
52 Weeks High   date	47.4395 EUR (2024/04/05)
52 Weeks Low   date	34.5521 EUR (2023/06/22)

### Recent Research

on sector		on market	
Date		Headline	Download
2024/06/21		Global Equity Ratings	
2024/06/21		Aktienempfehlungen Global	
2024/06/14		Equity Weekly	
2024/06/14		Global Equity Ratings	
2024/06/14		Aktienempfehlungen Global	