

SALESFORCE.COM INC. FUTURE (FOOG) - EUX/C10

2024/09/18 18:40:46

Price
259.2678 USD

Difference  -2.20% (-5.84)

General attributes

Symbol	FOOGC10
Exchange	Eurex
Currency	USD
Security type	Future
Underlying	SALESFORCE INC.
Maturity	06-2025
Contract size	100

Market data

Bid (Bid size)	- USD (-)
Ask (Ask size)	- USD (-)
Open	259.2678 USD
High	259.2678 USD
Low	259.2678 USD
Close (prev. day)	265.1047 USD
Underlying	SALESFORCE INC.
Underlying price (date)	252.96 (24/09/18)
Settlement price (date)	259.27 (24/09/18)
Open Interest	0

Performance and Risk

	6m	1y	3y
Perf (%)	-13.54%	+17.76%	-
Perf (abs.)	-41.52	+39.98	-
Beta	-	-	-
Volatility	43.86	35.18	-

Futures and Options

Related Futures	-
Related Options	-

5y












Information about previous performance does not guarantee future performance.
Source: FactSet

Price data

Ø price 5 days Ø volume 5 days (pcs.)	260.7368 USD (0)
Ø price 30 days Ø volume 30 days (pcs.)	262.6415 USD (0)
Ø price 100 days Ø volume 100 days (pcs.)	262.3838 USD (0)
Ø price 250 days Ø volume 250 days (pcs.)	268.1249 USD (0)
YTD High date	330.5030 USD (2024/03/01)
YTD Low date	236.2409 USD (2024/06/17)
52 Weeks High date	330.5030 USD (2024/03/01)
52 Weeks Low date	15.6656 USD (2023/12/14)

Recent Research

on underlying	on sector	on market	
Date		Headline	Download
2024/09/11		Global Equity Ratings	
2024/09/11		Aktienempfehlungen Global	
2024/09/05		Global Equity Ratings	
2024/09/05		Aktienempfehlungen Global	
2024/08/12		Global Equity Ratings	