

GRENKELEASING AG FUTURE (GLIF) - EUX/C1

2024/04/26 18:31:20

Price
21.514 EUR
 Difference  0.93% (0.20)

General attributes

Symbol	GLIFC1
Exchange	Eurex
Currency	EUR
Security type	Future
Underlying	GRENKE AG
Maturity	05-2024
Contract size	100

Market data

Bid (Bid size)	- EUR (-)
Ask (Ask size)	- EUR (-)
Open	21.514 EUR
High	21.514 EUR
Low	21.514 EUR
Close (prev. day)	21.3159 EUR
Underlying	GRENKE AG
Underlying price (date)	21.90 (24/04/26)
Settlement price (date)	21.51 (24/04/26)
Open Interest	0

Performance and Risk

	6m	1y	3y
Perf (%)	+11.32%	-30.23%	-
Perf (abs.)	+2.19	-9.32	-
Beta	-	-	-
Volatility	30.09	31.33	-

Futures and Options

Related Futures	-
Related Options	-

5y






Information about previous performance does not guarantee future performance.
 Source: FactSet

Price data

Ø price 5 days Ø volume 5 days (pcs.)	21.739 EUR (0)
Ø price 30 days Ø volume 30 days (pcs.)	22.929 EUR (0)
Ø price 100 days Ø volume 100 days (pcs.)	23.430 EUR (0)
Ø price 250 days Ø volume 250 days (pcs.)	24.080 EUR (0)
YTD High date	25.047 EUR (2024/01/02)
YTD Low date	21.316 EUR (2024/04/25)
52 Weeks High date	32.084 EUR (2023/04/28)
52 Weeks Low date	19.300 EUR (2023/10/20)

Recent Research

on sector		on market	
Date		Headline	Download
2024/04/26		Global Equity Ratings	
2024/04/26		Aktienempfehlungen Global	
2024/04/19		Equity Weekly	
2024/04/15		Aktienempfehlungen Österreich	
2024/04/03		Global Equity Ratings	