

GEBERIT AG FUTURE (GBRI) - EUX/C12

2024/04/30 18:39:20

Price
499.6935 CHF

Difference  -1.01% (-5.07)

General attributes

Symbol	GBRIC12
Exchange	Eurex
Currency	CHF
Security type	Future
Underlying	GEBERIT AG
Maturity	05-2025
Contract size	100

Market data

Bid (Bid size)	- CHF (-)
Ask (Ask size)	- CHF (-)
Open	499.6935 CHF
High	499.6935 CHF
Low	499.6935 CHF
Close (prev. day)	504.768 CHF
Underlying	GEBERIT AG
Underlying price (date)	565.60 (24/05/16)
Settlement price (date)	562.49 (24/05/16)
Open Interest	0

Performance and Risk

	6m	1y	3y
Perf (%)	+20.28%	-3.29%	-
Perf (abs.)	+84.24	-16.99	-
Beta	-	-	-
Volatility	25.85	24.02	-

Futures and Options

Related Futures	-
Related Options	-












Information about previous performance does not guarantee future performance.
Source: FactSet

Price data

Ø price 5 days Ø volume 5 days (pcs.)	498.2004 CHF (0)
Ø price 30 days Ø volume 30 days (pcs.)	511.7025 CHF (0)
Ø price 100 days Ø volume 100 days (pcs.)	511.1681 CHF (0)
Ø price 250 days Ø volume 250 days (pcs.)	482.5592 CHF (0)
YTD High date	541.9817 CHF (2024/03/21)
YTD Low date	482.6272 CHF (2024/01/18)
52 Weeks High date	544.2641 CHF (2023/12/15)
52 Weeks Low date	412.4854 CHF (2023/10/25)

Recent Research

on underlying	on sector	on market	
Date		Headline	Download
2022/12/19		Global Equity Ratings	
2022/12/19		Aktienempfehlungen Global	
2022/11/28		Global Equity Ratings	
2022/11/28		Aktienempfehlungen Global	
2022/11/18		Global Equity Ratings	