

# MICRO SMI FUTURE (FSMS) - EUX/C1

2024/09/13 20:53:52

**Price**  
12,032.00 CHF

**Difference**  0.37% (44.00)

### General attributes

|               |                    |
|---------------|--------------------|
| Symbol        | FSMSC1             |
| Exchange      | Eurex              |
| Currency      | CHF                |
| Security type | Future             |
| Underlying    | SWISS MARKET INDEX |
| Maturity      | 09-2024            |
| Contract size | 1                  |

### Market data

|                         |                      |
|-------------------------|----------------------|
| Bid (Bid size)          | 5,001.00 CHF (-)     |
| Ask (Ask size)          | 12,150.00 CHF (-)    |
| Open                    | 12,007.00 CHF        |
| High                    | 12,070.00 CHF        |
| Low                     | 12,007.00 CHF        |
| Close (prev. day)       | 11,988.00 CHF        |
| Underlying              | SWISS MARKET INDEX   |
| Underlying price (date) | 12,037.28 (24/09/13) |
| Settlement price (date) | 12,033.00 (24/09/13) |
| Open Interest           | 143                  |

### Performance and Risk

|             | 6m      | 1y        | 3y |
|-------------|---------|-----------|----|
| Perf (%)    | +2.51%  | +9.52%    | -  |
| Perf (abs.) | +295.00 | +1,046.00 | -  |
| Beta        | -       | -         | -  |
| Volatility  | 18.75   | 13.93     | -  |

### Futures and Options

|                 |   |
|-----------------|---|
| Related Futures | - |
| Related Options | - |

5y













Information about previous performance does not guarantee future performance.  
Source: FactSet

### Price data

|   |                            |
|---|----------------------------|
| Ø price 5 days   Ø volume 5 days (pcs.)     | 11,975.40 CHF (17)         |
| Ø price 30 days   Ø volume 30 days (pcs.)   | 12,105.40 CHF (16)         |
| Ø price 100 days   Ø volume 100 days (pcs.) | 12,102.94 CHF (9)          |
| Ø price 250 days   Ø volume 250 days (pcs.) | 11,363.79 CHF (21)         |
| YTD High   date                             | 12,470.00 CHF (2024/08/30) |
| YTD Low   date                              | 9.00 CHF (2024/08/05)      |
| 52 Weeks High   date                        | 12,470.00 CHF (2024/08/30) |
| 52 Weeks Low   date                         | 9.00 CHF (2024/08/05)      |

### Recent Research

| on market  |   |                           |   |
|------------|---|---------------------------|---|
| Date       |   | Headline                  | Download  |
| 2024/09/11 |  | Global Equity Ratings     |  |
| 2024/09/11 |  | Aktienempfehlungen Global |  |
| 2024/08/12 |  | Global Equity Ratings     |  |
| 2024/08/12 |  | Aktienempfehlungen Global |  |
| 2024/07/15 |  | Aktienempfehlungen Global |  |