

# NEXTERA ENERGY INC. FUTURE (FPLF) - EUX/C13

2024/07/16 18:50:20

**Price**  
**72.9713** USD

**Difference**  **-1.20% (-0.89)**

### General attributes

|               |                     |
|---------------|---------------------|
| Symbol        | FPLFC13             |
| Exchange      | Eurex               |
| Currency      | USD                 |
| Security type | Future              |
| Underlying    | NEXTERA ENERGY INC. |
| Maturity      | 07-2025             |
| Contract size | 100                 |

### Market data

|                         |                     |
|-------------------------|---------------------|
| Bid (Bid size)          | - USD (-)           |
| Ask (Ask size)          | - USD (-)           |
| Open                    | 72.9713 USD         |
| High                    | 72.9713 USD         |
| Low                     | 72.9713 USD         |
| Close (prev. day)       | 73.8575 USD         |
| Underlying              | NEXTERA ENERGY INC. |
| Underlying price (date) | 71.595 (24/07/16)   |
| Settlement price (date) | 72.97 (24/07/16)    |
| Open Interest           | 0                   |

### Performance and Risk

|             | 6m      | 1y     | 3y |
|-------------|---------|--------|----|
| Perf (%)    | +18.03% | -2.52% | -  |
| Perf (abs.) | +11.28  | -1.91  | -  |
| Beta        | -       | -      | -  |
| Volatility  | 32.74   | 33.45  | -  |

### Futures and Options

|                 |   |
|-----------------|---|
| Related Futures | - |
| Related Options | - |













Information about previous performance does not guarantee future performance.  
Source: FactSet

### Price data

|   |                          |
|---|--------------------------|
| Ø price 5 days   Ø volume 5 days (pcs.)     | 75.4345 USD (0)          |
| Ø price 30 days   Ø volume 30 days (pcs.)   | 74.2835 USD (0)          |
| Ø price 100 days   Ø volume 100 days (pcs.) | 64.8849 USD (0)          |
| Ø price 250 days   Ø volume 250 days (pcs.) | 63.4222 USD (0)          |
| YTD High   date                             | 78.3655 USD (2024/07/12) |
| YTD Low   date                              | 55.3798 USD (2024/03/04) |
| 52 Weeks High   date                        | 79.2959 USD (2023/07/24) |
| 52 Weeks Low   date                         | 49.4916 USD (2023/10/06) |

### Recent Research

| on underlying | on sector   | on market                 |   |
|---------------|---|---------------------------|---|
| Date          |   | Headline                  | Download  |
| 2024/07/15    |  | Aktienempfehlungen Global |  |
| 2024/07/12    |  | Global Equity Ratings     |  |
| 2024/06/21    |  | Global Equity Ratings     |  |
| 2024/06/21    |  | Aktienempfehlungen Global |  |
| 2024/06/14    |  | Global Equity Ratings     |  |