

# GEBERIT AG FUTURE (GBRI) - EUX/C13

2024/08/15 18:48:03

Price  
**512.6485** CHF

Difference  -1.82% (-9.48)

### General attributes

Symbol	GBRIC13
Exchange	Eurex
Currency	CHF
Security type	Future
Underlying	GEBERIT AG
Maturity	12-2025
Contract size	100

### Market data

Bid (Bid size)	- CHF (-)
Ask (Ask size)	- CHF (-)
Open	512.6485 CHF
High	512.6485 CHF
Low	512.6485 CHF
Close (prev. day)	522.1288 CHF
Underlying	GEBERIT AG
Underlying price (date)	518.20 (24/08/16)
Settlement price (date)	513.89 (24/08/15)
Open Interest	0

### Performance and Risk

	6m	1y	3y
Perf (%)	+2.26%	+9.66%	-
Perf (abs.)	+11.32	+45.17	-
Beta	-	-	-
Volatility	28.36	27.56	-

### Futures and Options

Related Futures	-
Related Options	-

5y












Information about previous performance does not guarantee future performance.  
Source: FactSet

### Price data

Ø price 5 days   Ø volume 5 days (pcs.)	517.8578 CHF (0)
Ø price 30 days   Ø volume 30 days (pcs.)	538.7633 CHF (0)
Ø price 100 days   Ø volume 100 days (pcs.)	523.2788 CHF (0)
Ø price 250 days   Ø volume 250 days (pcs.)	493.4803 CHF (0)
YTD High   date	563.9413 CHF (2024/07/23)
YTD Low   date	479.3613 CHF (2024/04/25)
52 Weeks High   date	563.9413 CHF (2024/07/23)
52 Weeks Low   date	412.9910 CHF (2023/10/25)

### Recent Research

on underlying	on sector	on market	
Date		Headline	Download
2022/12/19		Global Equity Ratings	
2022/12/19		Aktienempfehlungen Global	
2022/11/28		Global Equity Ratings	
2022/11/28		Aktienempfehlungen Global	
2022/11/18		Global Equity Ratings	