

GEBERIT AG FUTURE (GBRI) - EUX/C13

2024/08/01 15:57:07

Price
555.7129 CHF

Difference  0.00% (0.00)

General attributes

Symbol	GBRIC13
Exchange	Eurex
Currency	CHF
Security type	Future
Underlying	GEBERIT AG
Maturity	08-2025
Contract size	100

Market data

Bid (Bid size)	- CHF (-)
Ask (Ask size)	- CHF (-)
Open	555.7129 CHF
High	555.7129 CHF
Low	555.7129 CHF
Close (prev. day)	555.7129 CHF
Underlying	GEBERIT AG
Underlying price (date)	560.40 (24/07/31)
Settlement price (date)	555.71 (24/08/01)
Open Interest	0

Performance and Risk

	6m	1y	3y
Perf (%)	+12.03%	+13.14%	-
Perf (abs.)	+59.68	+64.52	-
Beta	-	-	-
Volatility	26.56	26.79	-

Futures and Options

Related Futures	-
Related Options	-

5y












Information about previous performance does not guarantee future performance.
Source: FactSet

Price data

Ø price 5 days Ø volume 5 days (pcs.)	549.7820 CHF (0)
Ø price 30 days Ø volume 30 days (pcs.)	550.6283 CHF (0)
Ø price 100 days Ø volume 100 days (pcs.)	524.7388 CHF (0)
Ø price 250 days Ø volume 250 days (pcs.)	490.0616 CHF (0)
YTD High date	563.9413 CHF (2024/07/23)
YTD Low date	479.3613 CHF (2024/04/25)
52 Weeks High date	563.9413 CHF (2024/07/23)
52 Weeks Low date	412.9910 CHF (2023/10/25)

Recent Research

on underlying	on sector	on market	
Date		Headline	Download
2022/12/19		Global Equity Ratings	
2022/12/19		Aktienempfehlungen Global	
2022/11/28		Global Equity Ratings	
2022/11/28		Aktienempfehlungen Global	
2022/11/18		Global Equity Ratings	