

GEBERIT AG FUTURE (GBRI) - EUX/C13

2024/05/02 18:23:34

Price
488.1231 CHF

Difference  -0.35% (-1.70)

General attributes

Symbol	GBRIC13
Exchange	Eurex
Currency	CHF
Security type	Future
Underlying	GEBERIT AG
Maturity	05-2025
Contract size	100

Market data

Bid (Bid size)	- CHF (-)
Ask (Ask size)	- CHF (-)
Open	488.1231 CHF
High	488.1231 CHF
Low	488.1231 CHF
Close (prev. day)	489.8242 CHF
Underlying	GEBERIT AG
Underlying price (date)	505.80 (24/05/03)
Settlement price (date)	488.12 (24/05/02)
Open Interest	0

Performance and Risk

	6m	1y	3y
Perf (%)	+17.77%	-3.01%	-
Perf (abs.)	+73.90	-15.19	-
Beta	-	-	-
Volatility	26.60	24.22	-

Futures and Options

Related Futures	-
Related Options	-

5y












Information about previous performance does not guarantee future performance.
Source: FactSet

Price data

Ø price 5 days Ø volume 5 days (pcs.)	488.3291 CHF (0)
Ø price 30 days Ø volume 30 days (pcs.)	509.5727 CHF (0)
Ø price 100 days Ø volume 100 days (pcs.)	510.6807 CHF (0)
Ø price 250 days Ø volume 250 days (pcs.)	482.4765 CHF (0)
YTD High date	542.4166 CHF (2024/03/21)
YTD Low date	479.3613 CHF (2024/04/25)
52 Weeks High date	544.8399 CHF (2023/12/15)
52 Weeks Low date	412.9910 CHF (2023/10/25)

Recent Research

on underlying	on sector	on market	
Date		Headline	Download
2022/12/19		Global Equity Ratings	
2022/12/19		Aktienempfehlungen Global	
2022/11/28		Global Equity Ratings	
2022/11/28		Aktienempfehlungen Global	
2022/11/18		Global Equity Ratings	