

GEBERIT AG FUTURE (GBRI) - EUX/C13

2024/04/30 18:39:20

Price
489.8242 CHF

Difference  -1.02% (-5.07)

General attributes

| | |
|---------------|------------|
| Symbol | GBRIC13 |
| Exchange | Eurex |
| Currency | CHF |
| Security type | Future |
| Underlying | GEBERIT AG |
| Maturity | 05-2025 |
| Contract size | 100 |

Market data

| | |
|-------------------------|-------------------|
| Bid (Bid size) | - CHF (-) |
| Ask (Ask size) | - CHF (-) |
| Open | 489.8242 CHF |
| High | 489.8242 CHF |
| Low | 489.8242 CHF |
| Close (prev. day) | 494.8955 CHF |
| Underlying | GEBERIT AG |
| Underlying price (date) | 493.60 (24/04/30) |
| Settlement price (date) | 489.82 (24/04/30) |
| Open Interest | 0 |

Performance and Risk

| | 6m | 1y | 3y |
|-------------|---------|--------|----|
| Perf (%) | +17.77% | -3.01% | - |
| Perf (abs.) | +73.90 | -15.19 | - |
| Beta | - | - | - |
| Volatility | 26.60 | 24.22 | - |

Futures and Options

| | |
|-----------------|---|
| Related Futures | - |
| Related Options | - |

5y













Information about previous performance does not guarantee future performance.
Source: FactSet

Price data

| | |
|---|---------------------------|
| Ø price 5 days Ø volume 5 days (pcs.) | 488.3291 CHF (0) |
| Ø price 30 days Ø volume 30 days (pcs.) | 509.5727 CHF (0) |
| Ø price 100 days Ø volume 100 days (pcs.) | 510.6807 CHF (0) |
| Ø price 250 days Ø volume 250 days (pcs.) | 482.4765 CHF (0) |
| YTD High date | 542.4166 CHF (2024/03/21) |
| YTD Low date | 479.3613 CHF (2024/04/25) |
| 52 Weeks High date | 544.8399 CHF (2023/12/15) |
| 52 Weeks Low date | 412.9910 CHF (2023/10/25) |

Recent Research

| on underlying | on sector | on market | |
|---------------|---|---------------------------|---|
| Date | | Headline | Download |
| 2022/12/19 |  | Global Equity Ratings |  |
| 2022/12/19 |  | Aktienempfehlungen Global |  |
| 2022/11/28 |  | Global Equity Ratings |  |
| 2022/11/28 |  | Aktienempfehlungen Global |  |
| 2022/11/18 |  | Global Equity Ratings |  |