

GEBERIT AG FUTURE (GBRI) - EUX/C13

2024/04/22 18:36:21

Price
484.2756 CHF

Difference  **-1.50% (-7.38)**

General attributes

Symbol	GBRIC13
Exchange	Eurex
Currency	CHF
Security type	Future
Underlying	GEBERIT AG
Maturity	05-2025
Contract size	100

Market data

Bid (Bid size)	- CHF (-)
Ask (Ask size)	- CHF (-)
Open	484.2756 CHF
High	484.2756 CHF
Low	484.2756 CHF
Close (prev. day)	491.6509 CHF
Underlying	GEBERIT AG
Underlying price (date)	491.10 (24/04/23)
Settlement price (date)	481.27 (24/04/22)
Open Interest	0

Performance and Risk

	6m	1y	3y
Perf (%)	+17.19%	-3.96%	-
Perf (abs.)	+71.02	-19.95	-
Beta	-	-	-
Volatility	26.27	24.50	-

Futures and Options

Related Futures	-
Related Options	-

5y












Information about previous performance does not guarantee future performance.
 Source: FactSet

Price data

Ø price 5 days Ø volume 5 days (pcs.)	492.1815 CHF (0)
Ø price 30 days Ø volume 30 days (pcs.)	516.9051 CHF (0)
Ø price 100 days Ø volume 100 days (pcs.)	510.3966 CHF (0)
Ø price 250 days Ø volume 250 days (pcs.)	482.9021 CHF (0)
YTD High date	542.4166 CHF (2024/03/21)
YTD Low date	483.0632 CHF (2024/01/18)
52 Weeks High date	544.8399 CHF (2023/12/15)
52 Weeks Low date	412.9910 CHF (2023/10/25)

Recent Research

on underlying	on sector	on market	
Date		Headline	Download
2022/12/19		Global Equity Ratings	
2022/12/19		Aktienempfehlungen Global	
2022/11/28		Global Equity Ratings	
2022/11/28		Aktienempfehlungen Global	
2022/11/18		Global Equity Ratings	