

NEXTERA ENERGY INC. FUTURE (FPLF) - EUX/C11

2024/07/16 18:50:20

Price
72.9395 USD

Difference  -1.20% (-0.89)

General attributes

Symbol	FPLFC11
Exchange	Eurex
Currency	USD
Security type	Future
Underlying	NEXTERA ENERGY INC.
Maturity	05-2025
Contract size	100

Market data

Bid (Bid size)	- USD (-)
Ask (Ask size)	- USD (-)
Open	72.9395 USD
High	72.9395 USD
Low	72.9395 USD
Close (prev. day)	73.8288 USD
Underlying	NEXTERA ENERGY INC.
Underlying price (date)	72.075 (24/07/16)
Settlement price (date)	72.94 (24/07/16)
Open Interest	0

Performance and Risk

	6m	1y	3y
Perf (%)	+18.00%	-2.27%	-
Perf (abs.)	+11.26	-1.71	-
Beta	-	-	-
Volatility	31.05	32.69	-

Futures and Options

Related Futures	-
Related Options	-












Information about previous performance does not guarantee future performance.
Source: FactSet

Price data

Ø price 5 days Ø volume 5 days (pcs.)	- USD (-)
Ø price 30 days Ø volume 30 days (pcs.)	74.0324 USD (0)
Ø price 100 days Ø volume 100 days (pcs.)	64.2971 USD (0)
Ø price 250 days Ø volume 250 days (pcs.)	63.0487 USD (0)
YTD High date	78.2853 USD (2024/07/12)
YTD Low date	55.4529 USD (2024/03/04)
52 Weeks High date	78.3042 USD (2023/07/24)
52 Weeks Low date	49.4651 USD (2023/10/06)

Recent Research

on underlying	on sector	on market	
Date		Headline	Download
2024/07/15		Aktienempfehlungen Global	
2024/07/12		Global Equity Ratings	
2024/06/21		Global Equity Ratings	
2024/06/21		Aktienempfehlungen Global	
2024/06/14		Global Equity Ratings	