

MICRO SMI FUTURE (FSMS) - EUX/C2

2024/04/30 18:28:46

Price
11,299.00 CHFDifference  -0.42% (-48.00)

General attributes

Symbol	FSMSC2
Exchange	Eurex
Currency	CHF
Security type	Future
Underlying	SWISS MARKET INDEX
Maturity	09-2024
Contract size	1

Market data

Bid (Bid size)	- CHF (-)
Ask (Ask size)	- CHF (-)
Open	11,299.00 CHF
High	11,299.00 CHF
Low	11,299.00 CHF
Close (prev. day)	11,347.00 CHF
Underlying	SWISS MARKET INDEX
Underlying price (date)	11,899.26 (24/05/15)
Settlement price (date)	11,942.00 (24/05/15)
Open Interest	0

Performance and Risk

	6m	1y	3y
Perf (%)	+9.17%	-1.35%	-
Perf (abs.)	+949.00	-155.00	-
Beta	-	-	-
Volatility	9.70	10.59	-

Futures and Options

Related Futures	-
Related Options	-

5y









Information about previous performance does not guarantee future performance.
Source: FactSet

Price data

Ø price 5 days Ø volume 5 days (pcs.)	11,334.60 CHF (0)
Ø price 30 days Ø volume 30 days (pcs.)	11,438.07 CHF (0)
Ø price 100 days Ø volume 100 days (pcs.)	11,223.22 CHF (3)
Ø price 250 days Ø volume 250 days (pcs.)	11,113.22 CHF (2)
YTD High date	11,679.00 CHF (2024/03/14)
YTD Low date	10,905.00 CHF (2024/02/09)
52 Weeks High date	11,679.00 CHF (2024/03/14)
52 Weeks Low date	10,291.00 CHF (2023/10/27)

Recent Research

on market		
Date	Headline	Download
2024/05/08	 Marktkommentar	
2024/05/02	 FX markets reflect uncertain interest rate outlook	
2024/05/02	 FX-Märkte spiegeln unsicheres Zinsumfeld wider	
2024/04/26	 Aktienempfehlungen Global	
2024/04/03	 Aktienempfehlungen Global	