

SALESFORCE.COM INC. FUTURE (FOOG) - EUX/C1

2024/08/16 18:51:20

Price
261.75 USDDifference  0.32% (0.83)

General attributes

Symbol	FOOGC1
Exchange	Eurex
Currency	USD
Security type	Future
Underlying	SALESFORCE INC.
Maturity	09-2024
Contract size	100

Market data

Bid (Bid size)	- USD (-)
Ask (Ask size)	- USD (-)
Open	261.75 USD
High	261.75 USD
Low	261.75 USD
Close (prev. day)	260.9187 USD
Underlying	SALESFORCE INC.
Underlying price (date)	262.91 (24/08/16)
Settlement price (date)	264.45 (24/08/16)
Open Interest	0

Performance and Risk

	6m	1y	3y
Perf (%)	-10.00%	+25.44%	-
Perf (abs.)	-29.09	+53.09	-
Beta	-	-	-
Volatility	45.66	35.18	-

Futures and Options

Related Futures	-
Related Options	-












Information about previous performance does not guarantee future performance.
Source: FactSet

Price data

Ø price 5 days Ø volume 5 days (pcs.)	256.67 USD (0)
Ø price 30 days Ø volume 30 days (pcs.)	253.27 USD (0)
Ø price 100 days Ø volume 100 days (pcs.)	265.61 USD (0)
Ø price 250 days Ø volume 250 days (pcs.)	254.20 USD (0)
YTD High date	318.05 USD (2024/03/01)
YTD Low date	228.44 USD (2024/06/17)
52 Weeks High date	318.05 USD (2024/03/01)
52 Weeks Low date	15.03 USD (2023/12/14)

Recent Research

on underlying	on sector	on market	
Date		Headline	Download
2024/08/12		Global Equity Ratings	
2024/08/12		Aktienempfehlungen Global	
2024/07/24		Global Equity Ratings	
2024/07/24		Aktienempfehlungen Global	
2024/07/15		Aktienempfehlungen Global	