


NEXTERA ENERGY INC. FUTURE (FPLF) - EUX/C12

2024/10/18 19:07:11

Price
85.301 USD

Difference  **-0.45% (-0.38)**

General attributes

Symbol: FPLFC12
 Exchange: Eurex
 Currency: USD
 Security type: Future
 Underlying: NEXTERA ENERGY INC.
 Maturity: 10-2025
 Contract size: 100

Market data

Bid (Bid size): - USD (-)
 Ask (Ask size): - USD (-)
 Open: 85.301 USD
 High: 85.301 USD
 Low: 85.301 USD
 Close (prev. day): 85.6824 USD
 Underlying: NEXTERA ENERGY INC.
 Underlying price (date): 84.38 (24/10/18)
 Settlement price (date): 85.55 (24/10/18)
 Open Interest: 0

Performance and Risk

	6m	1y	3y
Perf (%)	+31.07%	+56.20%	-
Perf (abs.)	+20.22	+30.69	-
Beta	-	-	-
Volatility	25.42	27.22	-

Futures and Options

Related Futures: -
 Related Options: -












Information about previous performance does not guarantee future performance.
 Source: FactSet

Price data

Ø price 5 days Ø volume 5 days (pcs.)	85.103 USD (0)
Ø price 30 days Ø volume 30 days (pcs.)	84.923 USD (0)
Ø price 100 days Ø volume 100 days (pcs.)	80.761 USD (0)
Ø price 250 days Ø volume 250 days (pcs.)	68.349 USD (0)
YTD High date	87.033 USD (2024/09/16)
YTD Low date	55.703 USD (2024/03/04)
52 Weeks High date	87.033 USD (2024/09/16)
52 Weeks Low date	52.910 USD (2023/10/20)

Recent Research

on underlying on sector on market			
Date		Headline	Download
2024/09/27		Global Equity Ratings	
2024/09/27		Aktienempfehlungen Global	
2024/09/11		Global Equity Ratings	
2024/09/11		Aktienempfehlungen Global	
2024/09/05		Global Equity Ratings	