

## SALESFORCE.COM INC. FUTURE (FOOG) - EUX/C12

2024/09/18 18:40:46

Price  
**260.6813** USD

Difference  -2.19% (-5.84)

## General attributes

Symbol	FOOGC12
Exchange	Eurex
Currency	USD
Security type	Future
Underlying	SALESFORCE INC.
Maturity	08-2025
Contract size	100

## Market data

Bid (Bid size)	- USD (-)
Ask (Ask size)	- USD (-)
Open	260.6813 USD
High	260.6813 USD
Low	260.6813 USD
Close (prev. day)	266.5252 USD
Underlying	SALESFORCE INC.
Underlying price (date)	252.90 (24/09/18)
Settlement price (date)	260.68 (24/09/18)
Open Interest	0

## Performance and Risk

	6m	1y	3y
Perf (%)	-13.80%	+17.39%	-
Perf (abs.)	-42.68	+39.48	-
Beta	-	-	-
Volatility	42.45	34.24	-

## Futures and Options

Related Futures	-
Related Options	-












Information about previous performance does not guarantee future performance.  
 Source: FactSet

## Price data

Ø price 5 days   Ø volume 5 days (pcs.)	262.1233 USD (0)
Ø price 30 days   Ø volume 30 days (pcs.)	264.0948 USD (0)
Ø price 100 days   Ø volume 100 days (pcs.)	263.7418 USD (0)
Ø price 250 days   Ø volume 250 days (pcs.)	270.2204 USD (0)
YTD High   date	333.2098 USD (2024/03/01)
YTD Low   date	238.0216 USD (2024/06/17)
52 Weeks High   date	333.2098 USD (2024/03/01)
52 Weeks Low   date	15.7763 USD (2023/12/14)

## Recent Research

on underlying	on sector	on market	
Date		Headline	Download
2024/09/11		Global Equity Ratings	
2024/09/11		Aktienempfehlungen Global	
2024/09/05		Global Equity Ratings	
2024/09/05		Aktienempfehlungen Global	
2024/08/12		Global Equity Ratings	