

# ORANGE S.A. FUTURE (FTEG) - EUX/C10

2024/07/26 18:35:17

**Price**  
**10.3184** EUR  
 Difference  -0.01% (-0.00)

**General attributes**

Symbol	FTEGC10
Exchange	Eurex
Currency	EUR
Security type	Future
Underlying	ORANGE SA
Maturity	05-2025
Contract size	100

**Market data**

Bid (Bid size)	- EUR (-)
Ask (Ask size)	- EUR (-)
Open	10.3184 EUR
High	10.3184 EUR
Low	10.3184 EUR
Close (prev. day)	10.3194 EUR
Underlying	ORANGE SA
Underlying price (date)	10.27 (24/07/26)
Settlement price (date)	10.32 (24/07/26)
Open Interest	0

**Performance and Risk**

	6m	1y	3y
Perf (%)	-7.51%	-2.57%	-
Perf (abs.)	-0.84	-0.27	-
Beta	-	-	-
Volatility	21.05	17.15	-

**Futures and Options**

Related Futures	-
Related Options	-












Information about previous performance does not guarantee future performance.  
 Source: FactSet

**Price data**

Ø price 5 days   Ø volume 5 days (pcs.)	10.2378 EUR (0)
Ø price 30 days   Ø volume 30 days (pcs.)	9.9310 EUR (0)
Ø price 100 days   Ø volume 100 days (pcs.)	10.1867 EUR (0)
Ø price 250 days   Ø volume 250 days (pcs.)	10.5146 EUR (0)
YTD High   date	11.2967 EUR (2024/01/23)
YTD Low   date	9.3711 EUR (2024/06/17)
52 Weeks High   date	11.2967 EUR (2024/01/23)
52 Weeks Low   date	9.3711 EUR (2024/06/17)

**Recent Research**

on sector		on market	
Date		Headline	Download
2024/07/24		Global Equity Ratings	
2024/07/24		Aktienempfehlungen Global	
2024/07/19		Equity Weekly	
2024/07/15		Aktienempfehlungen Global	
2024/07/12		Global Equity Ratings	