

# FRESENIUS SE & CO. KGAA FUTURE (FREH) - EUX/C10

2024/05/06 18:29:42

Price  
**28.7067** EUR

Difference  -0.33% (-0.09)

### General attributes

Symbol	FREHC10
Exchange	Eurex
Currency	EUR
Security type	Future
Underlying	FRESENIUS SE & CO. KGAA
Maturity	03-2025
Contract size	100

### Market data

Bid (Bid size)	- EUR (-)
Ask (Ask size)	- EUR (-)
Open	28.7067 EUR
High	28.7067 EUR
Low	28.7067 EUR
Close (prev. day)	28.8012 EUR
Underlying	FRESENIUS SE & CO. KGAA
Underlying price (date)	29.23 (24/05/28)
Settlement price (date)	30.11 (24/05/28)
Open Interest	0

### Performance and Risk

	6m	1y	3y
Perf (%)	+10.86%	+13.13%	-
Perf (abs.)	+2.81	+3.33	-
Beta	-	-	-
Volatility	23.01	26.37	-

### Futures and Options

Related Futures	-
Related Options	-

5y












Information about previous performance does not guarantee future performance.  
Source: FactSet

### Price data

Ø price 5 days   Ø volume 5 days (pcs.)	28.7416 EUR (0)
Ø price 30 days   Ø volume 30 days (pcs.)	26.9173 EUR (0)
Ø price 100 days   Ø volume 100 days (pcs.)	27.3098 EUR (0)
Ø price 250 days   Ø volume 250 days (pcs.)	27.6872 EUR (0)
YTD High   date	29.9620 EUR (2024/01/04)
YTD Low   date	25.3164 EUR (2024/03/25)
52 Weeks High   date	31.5772 EUR (2023/09/20)
52 Weeks Low   date	24.7778 EUR (2023/10/31)

### Recent Research

on underlying	on sector	on market	
Date		Headline	Download
2022/05/04		Global Equity Ratings	
2022/05/04		Aktienempfehlungen Global	
2022/04/27		Global Equity Ratings	
2022/04/27		Aktienempfehlungen Global	
2022/04/14		Global Equity Ratings	