

FORBO HOLDING AG FUTURE (FORF) - EUX/C11

2024/06/21 19:17:09

Price
1,068.2834 CHF

Difference  -0.21% (-2.28)

General attributes

Symbol	FORFC11
Exchange	Eurex
Currency	CHF
Security type	Future
Underlying	FORBO HOLDING AG
Maturity	05-2025
Contract size	10

Market data

Bid (Bid size)	- CHF (-)
Ask (Ask size)	- CHF (-)
Open	1,068.2834 CHF
High	1,068.2834 CHF
Low	1,068.2834 CHF
Close (prev. day)	1,070.5622 CHF
Underlying	FORBO HOLDING AG
Underlying price (date)	1,076.00 (24/06/21)
Settlement price (date)	1,069.13 (24/06/21)
Open Interest	0

Performance and Risk

	6m	1y	3y
Perf (%)	-0.82%	-15.52%	-
Perf (abs.)	-8.88	-196.24	-
Beta	-	-	-
Volatility	20.16	23.60	-

Futures and Options

Related Futures	-
Related Options	-












5y

Information about previous performance does not guarantee future performance.
Source: FactSet

Price data

Ø price 5 days Ø volume 5 days (pcs.)	1,065.4397 CHF (0)
Ø price 30 days Ø volume 30 days (pcs.)	- CHF (-)
Ø price 100 days Ø volume 100 days (pcs.)	1,067.2464 CHF (0)
Ø price 250 days Ø volume 250 days (pcs.)	1,090.2227 CHF (0)
YTD High date	1,145.3479 CHF (2024/03/28)
YTD Low date	963.3454 CHF (2024/01/17)
52 Weeks High date	1,322.1347 CHF (2023/07/14)
52 Weeks Low date	957.0773 CHF (2023/10/27)

Recent Research

on sector		on market	
Date		Headline	Download
2024/06/21		Equity Weekly	
2024/06/21		Global Equity Ratings	
2024/06/21		Aktienempfehlungen Global	
2024/06/14		Equity Weekly	
2024/06/14		Global Equity Ratings	