

ORANGE S.A. FUTURE (FTEG) - EUX/C11

2024/07/26 18:35:17

Price
9.9351 EUR

Difference  **-0.01% (-0.00)**

General attributes

Symbol	FTEGC11
Exchange	Eurex
Currency	EUR
Security type	Future
Underlying	ORANGE SA
Maturity	06-2025
Contract size	100

Market data

Bid (Bid size)	- EUR (-)
Ask (Ask size)	- EUR (-)
Open	9.9351 EUR
High	9.9351 EUR
Low	9.9351 EUR
Close (prev. day)	9.9361 EUR
Underlying	ORANGE SA
Underlying price (date)	10.27 (24/07/26)
Settlement price (date)	9.94 (24/07/26)
Open Interest	0

Performance and Risk

	6m	1y	3y
Perf (%)	-8.95%	-3.48%	-
Perf (abs.)	-0.98	-0.36	-
Beta	-	-	-
Volatility	21.77	17.29	-

Futures and Options

Related Futures	-
Related Options	-

5y












Information about previous performance does not guarantee future performance.
Source: FactSet

Price data

Ø price 5 days Ø volume 5 days (pcs.)	9.8542 EUR (0)
Ø price 30 days Ø volume 30 days (pcs.)	9.8489 EUR (0)
Ø price 100 days Ø volume 100 days (pcs.)	10.1579 EUR (0)
Ø price 250 days Ø volume 250 days (pcs.)	10.4814 EUR (0)
YTD High date	11.2028 EUR (2024/01/17)
YTD Low date	9.3959 EUR (2024/06/17)
52 Weeks High date	11.2028 EUR (2024/01/17)
52 Weeks Low date	9.3959 EUR (2024/06/17)

Recent Research

on sector		on market	
Date		Headline	Download
2024/07/24		Global Equity Ratings	
2024/07/24		Aktienempfehlungen Global	
2024/07/19		Equity Weekly	
2024/07/15		Aktienempfehlungen Global	
2024/07/12		Global Equity Ratings	