

STELLANTIS NV (FRÜH.FIAT CHR.) FUTURE (FIAK) - EUX/C11

2024/07/19 19:03:43

Price
18.0242 EUR

Difference  -2.07% (-0.38)

General attributes

Symbol	FIAKC11
Exchange	Eurex
Currency	EUR
Security type	Future
Underlying	STELLANTIS N.V.
Maturity	06-2025
Contract size	1,000

Market data

Bid (Bid size)	- EUR (-)
Ask (Ask size)	- EUR (-)
Open	18.0242 EUR
High	18.0242 EUR
Low	18.0242 EUR
Close (prev. day)	18.406 EUR
Underlying	STELLANTIS N.V.
Underlying price (date)	18.584 (24/07/19)
Settlement price (date)	18.02 (24/07/19)
Open Interest	0

Performance and Risk

	6m	1y	3y
Perf (%)	-4.74%	+12.37%	-
Perf (abs.)	-0.90	+1.98	-
Beta	-	-	-
Volatility	37.67	30.99	-

Futures and Options

Related Futures	-
Related Options	-

5y












Information about previous performance does not guarantee future performance.
Source: FactSet

Price data

Ø price 5 days Ø volume 5 days (pcs.)	18.0861 EUR (0)
Ø price 30 days Ø volume 30 days (pcs.)	18.3483 EUR (0)
Ø price 100 days Ø volume 100 days (pcs.)	22.7581 EUR (0)
Ø price 250 days Ø volume 250 days (pcs.)	19.7570 EUR (0)
YTD High date	26.4299 EUR (2024/03/25)
YTD Low date	17.3911 EUR (2024/07/08)
52 Weeks High date	26.4299 EUR (2024/03/25)
52 Weeks Low date	15.7684 EUR (2023/08/18)

Recent Research

on underlying	on sector	on market	
Date		Headline	Download
2023/06/06		Global Equity Ratings	
2023/06/06		Aktienempfehlungen Global	
2023/06/01		Aktienempfehlungen Global	
2023/06/01		Global Equity Ratings	
2023/05/24		Global Equity Ratings	