

# STELLANTIS NV (FRÜH.FIAT CHR.) FUTURE (FIAK) - EUX/C1

2024/09/18 18:40:45

Price  
**13.6655** EUR

Difference  0.15% (0.02)

### General attributes

Symbol	FIAKC1
Exchange	Eurex
Currency	EUR
Security type	Future
Underlying	STELLANTIS N.V.
Maturity	09-2024
Contract size	1,000

### Market data

Bid (Bid size)	- EUR (-)
Ask (Ask size)	- EUR (-)
Open	13.6655 EUR
High	13.6655 EUR
Low	13.6655 EUR
Close (prev. day)	13.6449 EUR
Underlying	STELLANTIS N.V.
Underlying price (date)	13.664 (24/09/18)
Settlement price (date)	13.67 (24/09/18)
Open Interest	4,500

### Performance and Risk

	6m	1y	3y
Perf (%)	-47.77%	-24.07%	-
Perf (abs.)	-12.48	-4.33	-
Beta	-	-	-
Volatility	37.72	31.48	-

### Futures and Options

Related Futures	-
Related Options	-

5y












Information about previous performance does not guarantee future performance.  
Source: FactSet

### Price data

Ø price 5 days   Ø volume 5 days (pcs.)	13.6032 EUR (900)
Ø price 30 days   Ø volume 30 days (pcs.)	14.3729 EUR (255)
Ø price 100 days   Ø volume 100 days (pcs.)	16.0038 EUR (194)
Ø price 250 days   Ø volume 250 days (pcs.)	19.8804 EUR (133)
YTD High   date	27.2251 EUR (2024/03/25)
YTD Low   date	13.5222 EUR (2024/09/12)
52 Weeks High   date	27.2251 EUR (2024/03/25)
52 Weeks Low   date	13.5222 EUR (2024/09/12)

### Recent Research

on underlying	on sector	on market	
Date		Headline	Download
2023/06/06		Global Equity Ratings	
2023/06/06		Aktienempfehlungen Global	
2023/06/01		Aktienempfehlungen Global	
2023/06/01		Global Equity Ratings	
2023/05/24		Global Equity Ratings	