

STELLANTIS NV (FRÜH.FIAT CHR.) FUTURE (FIAK) - EUX/C13

2024/09/16 18:46:43

Price
13.2118 EUR

Difference  -0.23% (-0.03)

General attributes

Symbol	FIAKC13
Exchange	Eurex
Currency	EUR
Security type	Future
Underlying	STELLANTIS N.V.
Maturity	09-2025
Contract size	1,000

Market data

Bid (Bid size)	- EUR (-)
Ask (Ask size)	- EUR (-)
Open	13.2118 EUR
High	13.2118 EUR
Low	13.2118 EUR
Close (prev. day)	13.2428 EUR
Underlying	STELLANTIS N.V.
Underlying price (date)	13.704 (24/09/17)
Settlement price (date)	13.21 (24/09/16)
Open Interest	0

Performance and Risk

	6m	1y	3y
Perf (%)	-45.43%	-24.86%	-
Perf (abs.)	-11.00	-4.37	-
Beta	-	-	-
Volatility	36.60	34.21	-

Futures and Options

Related Futures	-
Related Options	-

5y












Information about previous performance does not guarantee future performance.
Source: FactSet

Price data

Ø price 5 days Ø volume 5 days (pcs.)	13.2236 EUR (0)
Ø price 30 days Ø volume 30 days (pcs.)	13.9351 EUR (0)
Ø price 100 days Ø volume 100 days (pcs.)	15.6883 EUR (0)
Ø price 250 days Ø volume 250 days (pcs.)	19.3197 EUR (0)
YTD High date	26.5489 EUR (2024/03/25)
YTD Low date	13.1439 EUR (2024/09/12)
52 Weeks High date	26.5489 EUR (2024/03/25)
52 Weeks Low date	13.1439 EUR (2024/09/12)

Recent Research

on underlying	on sector	on market	
Date		Headline	Download
2023/06/06		Global Equity Ratings	
2023/06/06		Aktienempfehlungen Global	
2023/06/01		Aktienempfehlungen Global	
2023/06/01		Global Equity Ratings	
2023/05/24		Global Equity Ratings	