

# STELLANTIS NV (FRÜH.FIAT CHR.) FUTURE (FIAK) - EUX/C13

2024/09/13 18:35:09

Price  
**13.2428** EUR

Difference  0.75% (0.10)

### General attributes

Symbol	FIAKC13
Exchange	Eurex
Currency	EUR
Security type	Future
Underlying	STELLANTIS N.V.
Maturity	09-2025
Contract size	1,000

### Market data

Bid (Bid size)	- EUR (-)
Ask (Ask size)	- EUR (-)
Open	13.2428 EUR
High	13.2428 EUR
Low	13.2428 EUR
Close (prev. day)	13.1439 EUR
Underlying	STELLANTIS N.V.
Underlying price (date)	13.614 (24/09/13)
Settlement price (date)	13.24 (24/09/13)
Open Interest	0

### Performance and Risk

	6m	1y	3y
Perf (%)	-46.45%	-23.35%	-
Perf (abs.)	-11.49	-4.03	-
Beta	-	-	-
Volatility	37.88	34.32	-

### Futures and Options

Related Futures	-
Related Options	-

5y












Information about previous performance does not guarantee future performance.  
Source: FactSet

### Price data

Ø price 5 days   Ø volume 5 days (pcs.)	13.3152 EUR (0)
Ø price 30 days   Ø volume 30 days (pcs.)	13.9548 EUR (0)
Ø price 100 days   Ø volume 100 days (pcs.)	15.8475 EUR (0)
Ø price 250 days   Ø volume 250 days (pcs.)	19.3421 EUR (0)
YTD High   date	26.5489 EUR (2024/03/25)
YTD Low   date	13.1439 EUR (2024/09/12)
52 Weeks High   date	26.5489 EUR (2024/03/25)
52 Weeks Low   date	13.1439 EUR (2024/09/12)

### Recent Research

on underlying	on sector	on market	
Date		Headline	Download
2023/06/06		Global Equity Ratings	
2023/06/06		Aktienempfehlungen Global	
2023/06/01		Aktienempfehlungen Global	
2023/06/01		Global Equity Ratings	
2023/05/24		Global Equity Ratings	