

STELLANTIS NV (FRÜH.FIAT CHR.) FUTURE (FIAK) - EUX/C13

2024/05/06 18:29:40

Price
19.4034 EUR

Difference  **-0.58% (-0.11)**

General attributes

Symbol	FIAKC13
Exchange	Eurex
Currency	EUR
Security type	Future
Underlying	STELLANTIS N.V.
Maturity	12-2025
Contract size	1,000

Market data

Bid (Bid size)	- EUR (-)
Ask (Ask size)	- EUR (-)
Open	19.4034 EUR
High	19.4034 EUR
Low	19.4034 EUR
Close (prev. day)	19.5172 EUR
Underlying	STELLANTIS N.V.
Underlying price (date)	21.17 (24/05/16)
Settlement price (date)	20.91 (24/05/15)
Open Interest	0

Performance and Risk

	6m	1y	3y
Perf (%)	+9.26%	+35.92%	-
Perf (abs.)	+1.64	+5.13	-
Beta	-	-	-
Volatility	36.00	31.54	-

Futures and Options

Related Futures	-
Related Options	-

5y












Information about previous performance does not guarantee future performance.
Source: FactSet

Price data

Ø price 5 days Ø volume 5 days (pcs.)	19.4932 EUR (0)
Ø price 30 days Ø volume 30 days (pcs.)	23.4203 EUR (0)
Ø price 100 days Ø volume 100 days (pcs.)	22.1500 EUR (0)
Ø price 250 days Ø volume 250 days (pcs.)	18.9047 EUR (0)
YTD High date	26.5489 EUR (2024/03/25)
YTD Low date	18.0551 EUR (2024/01/19)
52 Weeks High date	26.5489 EUR (2024/03/25)
52 Weeks Low date	13.7316 EUR (2023/05/31)

Recent Research

on underlying	on sector	on market	
Date		Headline	Download
2023/06/06		Global Equity Ratings	
2023/06/06		Aktienempfehlungen Global	
2023/06/01		Aktienempfehlungen Global	
2023/06/01		Global Equity Ratings	
2023/05/24		Global Equity Ratings	