

STELLANTIS NV (FRÜH.FIAT CHR.) FUTURE (FIAK) - EUX/C13

2024/04/30 18:39:17

Price
19.9953 EUR

Difference  **-10.81% (-2.42)**

General attributes

Symbol	FIAKC13
Exchange	Eurex
Currency	EUR
Security type	Future
Underlying	STELLANTIS N.V.
Maturity	05-2025
Contract size	1,000

Market data

Bid (Bid size)	- EUR (-)
Ask (Ask size)	- EUR (-)
Open	19.9953 EUR
High	19.9953 EUR
Low	19.9953 EUR
Close (prev. day)	22.4194 EUR
Underlying	STELLANTIS N.V.
Underlying price (date)	20.88 (24/04/30)
Settlement price (date)	20.00 (24/04/30)
Open Interest	0

Performance and Risk

	6m	1y	3y
Perf (%)	+21.45%	+37.21%	-
Perf (abs.)	+3.53	+5.42	-
Beta	-	-	-
Volatility	35.40	31.19	-

Futures and Options

Related Futures	-
Related Options	-

5y












Information about previous performance does not guarantee future performance.
Source: FactSet

Price data

Ø price 5 days Ø volume 5 days (pcs.)	21.8692 EUR (0)
Ø price 30 days Ø volume 30 days (pcs.)	24.1698 EUR (0)
Ø price 100 days Ø volume 100 days (pcs.)	22.1664 EUR (0)
Ø price 250 days Ø volume 250 days (pcs.)	18.8285 EUR (0)
YTD High date	26.5489 EUR (2024/03/25)
YTD Low date	18.0551 EUR (2024/01/19)
52 Weeks High date	26.5489 EUR (2024/03/25)
52 Weeks Low date	13.7316 EUR (2023/05/31)

Recent Research

on underlying	on sector	on market	
Date		Headline	Download
2023/06/06		Global Equity Ratings	
2023/06/06		Aktienempfehlungen Global	
2023/06/01		Aktienempfehlungen Global	
2023/06/01		Global Equity Ratings	
2023/05/24		Global Equity Ratings	