

# STELLANTIS NV (FRÜH.FIAT CHR.) FUTURE (FIAK) - EUX/C12

2024/09/13 18:35:09

Price  
**13.2097** EUR

Difference  0.75% (0.10)

### General attributes

Symbol	FIAKC12
Exchange	Eurex
Currency	EUR
Security type	Future
Underlying	STELLANTIS N.V.
Maturity	08-2025
Contract size	1,000

### Market data

Bid (Bid size)	- EUR (-)
Ask (Ask size)	- EUR (-)
Open	13.2097 EUR
High	13.2097 EUR
Low	13.2097 EUR
Close (prev. day)	13.111 EUR
Underlying	STELLANTIS N.V.
Underlying price (date)	13.634 (24/09/16)
Settlement price (date)	13.21 (24/09/13)
Open Interest	0

### Performance and Risk

	6m	1y	3y
Perf (%)	-46.47%	-23.26%	-
Perf (abs.)	-11.47	-4.00	-
Beta	-	-	-
Volatility	43.24	34.53	-

### Futures and Options

Related Futures	-
Related Options	-

5y












Information about previous performance does not guarantee future performance.  
Source: FactSet

### Price data

Ø price 5 days   Ø volume 5 days (pcs.)	13.2818 EUR (0)
Ø price 30 days   Ø volume 30 days (pcs.)	13.9170 EUR (0)
Ø price 100 days   Ø volume 100 days (pcs.)	15.6920 EUR (0)
Ø price 250 days   Ø volume 250 days (pcs.)	19.3718 EUR (0)
YTD High   date	26.4885 EUR (2024/03/25)
YTD Low   date	13.1110 EUR (2024/09/12)
52 Weeks High   date	26.4885 EUR (2024/03/25)
52 Weeks Low   date	13.1110 EUR (2024/09/12)

### Recent Research

on underlying	on sector	on market	
Date		Headline	Download
2023/06/06		Global Equity Ratings	
2023/06/06		Aktienempfehlungen Global	
2023/06/01		Aktienempfehlungen Global	
2023/06/01		Global Equity Ratings	
2023/05/24		Global Equity Ratings	