

# STELLANTIS NV (FRÜH.FIAT CHR.) FUTURE (FIAK) - EUX/C12

2024/07/26 18:35:16

Price  
**15.6999** EUR

Difference  -2.99% (-0.48)

### General attributes

|               |                 |
|---------------|-----------------|
| Symbol        | FIAK12          |
| Exchange      | Eurex           |
| Currency      | EUR             |
| Security type | Future          |
| Underlying    | STELLANTIS N.V. |
| Maturity      | 07-2025         |
| Contract size | 1,000           |

### Market data

|                         |                   |
|-------------------------|-------------------|
| Bid (Bid size)          | - EUR (-)         |
| Ask (Ask size)          | - EUR (-)         |
| Open                    | 15.6999 EUR       |
| High                    | 15.6999 EUR       |
| Low                     | 15.6999 EUR       |
| Close (prev. day)       | 16.1838 EUR       |
| Underlying              | STELLANTIS N.V.   |
| Underlying price (date) | 16.166 (24/07/26) |
| Settlement price (date) | 15.70 (24/07/26)  |
| Open Interest           | 0                 |

### Performance and Risk

|             | 6m      | 1y     | 3y |
|-------------|---------|--------|----|
| Perf (%)    | -16.57% | -6.24% | -  |
| Perf (abs.) | -3.12   | -1.05  | -  |
| Beta        | -       | -      | -  |
| Volatility  | 46.00   | 34.27  | -  |

### Futures and Options

|                 |   |
|-----------------|---|
| Related Futures | - |
| Related Options | - |

5y













Information about previous performance does not guarantee future performance.  
Source: FactSet

### Price data

|                                             |                          |
|---------------------------------------------|--------------------------|
| Ø price 5 days   Ø volume 5 days (pcs.)     | 17.1509 EUR (0)          |
| Ø price 30 days   Ø volume 30 days (pcs.)   | 17.9225 EUR (0)          |
| Ø price 100 days   Ø volume 100 days (pcs.) | 22.5848 EUR (0)          |
| Ø price 250 days   Ø volume 250 days (pcs.) | 19.8222 EUR (0)          |
| YTD High   date                             | 26.4885 EUR (2024/03/25) |
| YTD Low   date                              | 15.6999 EUR (2024/07/26) |
| 52 Weeks High   date                        | 26.4885 EUR (2024/03/25) |
| 52 Weeks Low   date                         | 15.6999 EUR (2024/07/26) |

### Recent Research

| on underlying | on sector                                                                           | on market                 |                                                                                       |
|---------------|-------------------------------------------------------------------------------------|---------------------------|---------------------------------------------------------------------------------------|
| Date          |                                                                                     | Headline                  | Download                                                                              |
| 2023/06/06    |  | Global Equity Ratings     |  |
| 2023/06/06    |  | Aktienempfehlungen Global |  |
| 2023/06/01    |  | Aktienempfehlungen Global |  |
| 2023/06/01    |  | Global Equity Ratings     |  |
| 2023/05/24    |  | Global Equity Ratings     |  |