

COVIVIO S.A. FUTURE (FDRF) - EUX/C1

2024/07/26 18:35:15

Price
46.4877 EUR

Difference  -0.14% (-0.07)

General attributes

| | |
|---------------|------------|
| Symbol | FDRFC1 |
| Exchange | Eurex |
| Currency | EUR |
| Security type | Future |
| Underlying | COVIVIO SA |
| Maturity | 08-2024 |
| Contract size | 100 |

Market data

| | |
|-------------------------|------------------|
| Bid (Bid size) | - EUR (-) |
| Ask (Ask size) | - EUR (-) |
| Open | 46.4877 EUR |
| High | 46.4877 EUR |
| Low | 46.4877 EUR |
| Close (prev. day) | 46.553 EUR |
| Underlying | COVIVIO SA |
| Underlying price (date) | 46.38 (24/07/26) |
| Settlement price (date) | 46.49 (24/07/26) |
| Open Interest | 0 |

Performance and Risk

| | 6m | 1y | 3y |
|-------------|--------|--------|----|
| Perf (%) | +1.67% | +3.95% | - |
| Perf (abs.) | +0.76 | +1.77 | - |
| Beta | - | - | - |
| Volatility | 30.77 | 29.54 | - |

Futures and Options

| | |
|-----------------|---|
| Related Futures | - |
| Related Options | - |

5y













Information about previous performance does not guarantee future performance.
Source: FactSet

Price data

| | |
|---|--------------------------|
| Ø price 5 days Ø volume 5 days (pcs.) | 46.3977 EUR (0) |
| Ø price 30 days Ø volume 30 days (pcs.) | 46.0216 EUR (0) |
| Ø price 100 days Ø volume 100 days (pcs.) | 44.4617 EUR (0) |
| Ø price 250 days Ø volume 250 days (pcs.) | 43.6959 EUR (0) |
| YTD High date | 48.4309 EUR (2024/01/02) |
| YTD Low date | 39.9190 EUR (2024/03/18) |
| 52 Weeks High date | 49.5992 EUR (2023/12/28) |
| 52 Weeks Low date | 37.1010 EUR (2023/10/23) |

Recent Research

| on sector | | on market | |
|------------|---|---------------------------|---|
| Date | | Headline | Download |
| 2024/07/26 |  | Equity Weekly |  |
| 2024/07/24 |  | Global Equity Ratings |  |
| 2024/07/24 |  | Aktienempfehlungen Global |  |
| 2024/07/15 |  | Aktienempfehlungen Global |  |
| 2024/07/12 |  | Global Equity Ratings |  |