

COVIVIO S.A. FUTURE (FDRF) - EUX/C10

2024/07/26 18:35:15

Price
44.5315 EUR

Difference  -0.15% (-0.07)

General attributes

Symbol	FDRFC10
Exchange	Eurex
Currency	EUR
Security type	Future
Underlying	COVIVIO SA
Maturity	05-2025
Contract size	100

Market data

Bid (Bid size)	- EUR (-)
Ask (Ask size)	- EUR (-)
Open	44.5315 EUR
High	44.5315 EUR
Low	44.5315 EUR
Close (prev. day)	44.5977 EUR
Underlying	COVIVIO SA
Underlying price (date)	46.38 (24/07/26)
Settlement price (date)	44.53 (24/07/26)
Open Interest	0

Performance and Risk

	6m	1y	3y
Perf (%)	-0.11%	+1.90%	-
Perf (abs.)	-0.05	+0.83	-
Beta	-	-	-
Volatility	31.41	30.81	-

Futures and Options

Related Futures	-
Related Options	-

5y












Information about previous performance does not guarantee future performance.
Source: FactSet

Price data

Ø price 5 days Ø volume 5 days (pcs.)	44.4369 EUR (0)
Ø price 30 days Ø volume 30 days (pcs.)	46.4478 EUR (0)
Ø price 100 days Ø volume 100 days (pcs.)	45.2032 EUR (0)
Ø price 250 days Ø volume 250 days (pcs.)	43.1227 EUR (0)
YTD High date	49.4825 EUR (2024/05/03)
YTD Low date	38.3705 EUR (2024/03/01)
52 Weeks High date	49.4825 EUR (2024/05/03)
52 Weeks Low date	35.8514 EUR (2023/10/23)

Recent Research

on sector		on market	
Date		Headline	Download
2024/07/26		Equity Weekly	
2024/07/24		Global Equity Ratings	
2024/07/24		Aktienempfehlungen Global	
2024/07/15		Aktienempfehlungen Global	
2024/07/12		Global Equity Ratings	