

# DAX FUTURE (FDAX) - EUX/C12

2024/09/18 18:22:11

Price  
**20,356.00** EUR

Difference  -0.05% (-10.00)

### General attributes

Symbol	FDAXC12
Exchange	Eurex
Currency	EUR
Security type	Future
Underlying	DAX PERFORMANCE INDEX
Maturity	06-2027
Contract size	1

### Market data

Bid (Bid size)	- EUR (-)
Ask (Ask size)	- EUR (-)
Open	20,356.00 EUR
High	20,356.00 EUR
Low	20,356.00 EUR
Close (prev. day)	20,366.00 EUR
Underlying	DAX PERFORMANCE INDEX
Underlying price (date)	18,711.49 (24/09/18)
Settlement price (date)	20,356.00 (24/09/18)
Open Interest	0

### Performance and Risk

	6m	1y	3y
Perf (%)	+2.91%	+15.36%	-
Perf (abs.)	+575.00	+2,711.00	-
Beta	-	-	-
Volatility	13.90	12.47	-

### Futures and Options

Related Futures	-
Related Options	-

5y












Information about previous performance does not guarantee future performance.  
Source: FactSet

### Price data

Ø price 5 days   Ø volume 5 days (pcs.)	20,222.20 EUR (0)
Ø price 30 days   Ø volume 30 days (pcs.)	20,113.83 EUR (0)
Ø price 100 days   Ø volume 100 days (pcs.)	20,237.02 EUR (0)
Ø price 250 days   Ø volume 250 days (pcs.)	19,117.15 EUR (0)
YTD High   date	20,874.00 EUR (2024/05/15)
YTD Low   date	17,900.00 EUR (2024/01/03)
52 Weeks High   date	20,874.00 EUR (2024/05/15)
52 Weeks Low   date	16,335.00 EUR (2023/10/30)

### Recent Research

on market			
Date		Headline	Download
2024/09/18		Credit Markets Weekly	
2024/09/18		Credit Markets Weekly (DE)	
2024/09/13		Week Ahead	
2024/09/13		Wochenausblick	
2024/09/12		ECB cuts further	