

DAX FUTURE (FDAX) - EUX/C10

2024/09/18 18:22:11

Price
20,032.00 EUR

Difference  **-0.09% (-19.00)**

General attributes

Symbol	FDAXC10
Exchange	Eurex
Currency	EUR
Security type	Future
Underlying	DAX PERFORMANCE INDEX
Maturity	12-2026
Contract size	1

Market data

Bid (Bid size)	- EUR (-)
Ask (Ask size)	- EUR (-)
Open	20,032.00 EUR
High	20,032.00 EUR
Low	20,032.00 EUR
Close (prev. day)	20,051.00 EUR
Underlying	DAX PERFORMANCE INDEX
Underlying price (date)	18,711.49 (24/09/18)
Settlement price (date)	20,032.00 (24/09/18)
Open Interest	0

Performance and Risk

	6m	1y	3y
Perf (%)	+2.69%	+15.61%	-
Perf (abs.)	+526.00	+2,708.00	-
Beta	-	-	-
Volatility	13.96	12.40	-

Futures and Options

Related Futures	-
Related Options	-

5y












Information about previous performance does not guarantee future performance.
Source: FactSet

Price data

Ø price 5 days Ø volume 5 days (pcs.)	19,903.80 EUR (0)
Ø price 30 days Ø volume 30 days (pcs.)	19,832.90 EUR (0)
Ø price 100 days Ø volume 100 days (pcs.)	19,967.26 EUR (0)
Ø price 250 days Ø volume 250 days (pcs.)	18,858.06 EUR (0)
YTD High date	20,588.00 EUR (2024/07/12)
YTD Low date	17,759.00 EUR (2024/01/03)
52 Weeks High date	20,588.00 EUR (2024/07/12)
52 Weeks Low date	16,057.00 EUR (2023/10/30)

Recent Research

on market			
Date		Headline	Download
2024/09/18		Credit Markets Weekly	
2024/09/18		Credit Markets Weekly (DE)	
2024/09/13		Week Ahead	
2024/09/13		Wochenausblick	
2024/09/12		ECB cuts further	