

# COVIVIO S.A. FUTURE (FDRF) - EUX/C13

2024/07/26 18:35:15

Price  
**44.8854** EUR

Difference  -0.15% (-0.07)

### General attributes

Symbol	FDRFC13
Exchange	Eurex
Currency	EUR
Security type	Future
Underlying	COVIVIO SA
Maturity	08-2025
Contract size	100

### Market data

Bid (Bid size)	- EUR (-)
Ask (Ask size)	- EUR (-)
Open	44.8854 EUR
High	44.8854 EUR
Low	44.8854 EUR
Close (prev. day)	44.952 EUR
Underlying	COVIVIO SA
Underlying price (date)	46.38 (24/07/26)
Settlement price (date)	44.89 (24/07/26)
Open Interest	0

### Performance and Risk

	6m	1y	3y
Perf (%)	-0.02%	+1.71%	-
Perf (abs.)	-0.01	+0.76	-
Beta	-	-	-
Volatility	34.71	33.99	-

### Futures and Options

Related Futures	-
Related Options	-

5y












Information about previous performance does not guarantee future performance.  
Source: FactSet

### Price data

Ø price 5 days   Ø volume 5 days (pcs.)	44.8821 EUR (0)
Ø price 30 days   Ø volume 30 days (pcs.)	44.3344 EUR (0)
Ø price 100 days   Ø volume 100 days (pcs.)	44.0411 EUR (0)
Ø price 250 days   Ø volume 250 days (pcs.)	42.9836 EUR (0)
YTD High   date	47.7142 EUR (2024/01/02)
YTD Low   date	38.3132 EUR (2024/02/19)
52 Weeks High   date	48.8999 EUR (2023/12/27)
52 Weeks Low   date	36.3073 EUR (2023/10/23)

### Recent Research

on sector		on market	
Date		Headline	Download
2024/07/26		Equity Weekly	
2024/07/24		Global Equity Ratings	
2024/07/24		Aktienempfehlungen Global	
2024/07/15		Aktienempfehlungen Global	
2024/07/12		Global Equity Ratings	