

STELLANTIS NV (FRÜH.FIAT CHR.) FUTURE (FIAK) - EUX/C10

2024/08/21 18:44:57

Price
14.3304 EUR

Difference  1.04% (0.15)

General attributes

Symbol	FIAKC10
Exchange	Eurex
Currency	EUR
Security type	Future
Underlying	STELLANTIS N.V.
Maturity	06-2025
Contract size	1,000

Market data

Bid (Bid size)	- EUR (-)
Ask (Ask size)	- EUR (-)
Open	14.3304 EUR
High	14.3304 EUR
Low	14.3304 EUR
Close (prev. day)	14.1834 EUR
Underlying	STELLANTIS N.V.
Underlying price (date)	14.85 (24/08/22)
Settlement price (date)	14.33 (24/08/21)
Open Interest	0

Performance and Risk

	6m	1y	3y
Perf (%)	-37.02%	-10.54%	-
Perf (abs.)	-8.42	-1.69	-
Beta	-	-	-
Volatility	40.22	32.79	-

Futures and Options

Related Futures	-
Related Options	-

5y












Information about previous performance does not guarantee future performance.
Source: FactSet

Price data

Ø price 5 days Ø volume 5 days (pcs.)	14.0159 EUR (0)
Ø price 30 days Ø volume 30 days (pcs.)	15.5607 EUR (0)
Ø price 100 days Ø volume 100 days (pcs.)	18.9569 EUR (0)
Ø price 250 days Ø volume 250 days (pcs.)	19.5683 EUR (0)
YTD High date	26.3531 EUR (2024/03/25)
YTD Low date	13.3080 EUR (2024/08/13)
52 Weeks High date	26.3531 EUR (2024/03/25)
52 Weeks Low date	13.3080 EUR (2024/08/13)

Recent Research

on underlying	on sector	on market	
Date		Headline	Download
2023/06/06		Global Equity Ratings	
2023/06/06		Aktienempfehlungen Global	
2023/06/01		Aktienempfehlungen Global	
2023/06/01		Global Equity Ratings	
2023/05/24		Global Equity Ratings	