

STELLANTIS NV (FRÜH.FIAT CHR.) FUTURE (FIAK) - EUX/C10

2024/07/26 18:35:16

Price
15.6137 EUR

Difference  -2.99% (-0.48)

General attributes

Symbol	FIAKC10
Exchange	Eurex
Currency	EUR
Security type	Future
Underlying	STELLANTIS N.V.
Maturity	05-2025
Contract size	1,000

Market data

Bid (Bid size)	- EUR (-)
Ask (Ask size)	- EUR (-)
Open	15.6137 EUR
High	15.6137 EUR
Low	15.6137 EUR
Close (prev. day)	16.095 EUR
Underlying	STELLANTIS N.V.
Underlying price (date)	16.166 (24/07/26)
Settlement price (date)	15.61 (24/07/26)
Open Interest	0

Performance and Risk

	6m	1y	3y
Perf (%)	-16.65%	-6.12%	-
Perf (abs.)	-3.12	-1.02	-
Beta	-	-	-
Volatility	42.44	32.47	-

Futures and Options

Related Futures	-
Related Options	-

5y












Information about previous performance does not guarantee future performance.
Source: FactSet

Price data

Ø price 5 days Ø volume 5 days (pcs.)	17.0569 EUR (0)
Ø price 30 days Ø volume 30 days (pcs.)	18.5839 EUR (0)
Ø price 100 days Ø volume 100 days (pcs.)	22.6927 EUR (0)
Ø price 250 days Ø volume 250 days (pcs.)	19.7746 EUR (0)
YTD High date	26.3531 EUR (2024/03/25)
YTD Low date	15.6137 EUR (2024/07/26)
52 Weeks High date	26.3531 EUR (2024/03/25)
52 Weeks Low date	15.6137 EUR (2024/07/26)

Recent Research

on underlying	on sector	on market	
Date		Headline	Download
2023/06/06		Global Equity Ratings	
2023/06/06		Aktienempfehlungen Global	
2023/06/01		Aktienempfehlungen Global	
2023/06/01		Global Equity Ratings	
2023/05/24		Global Equity Ratings	