

STELLANTIS NV (FRÜH.FIAT CHR.) FUTURE (FIAK) - EUX/C10

2024/07/17 18:45:39

Price
19.2005 EUR

Difference  0.89% (0.17)

General attributes

Symbol	FIAKC10
Exchange	Eurex
Currency	EUR
Security type	Future
Underlying	STELLANTIS N.V.
Maturity	04-2025
Contract size	1,000

Market data

Bid (Bid size)	- EUR (-)
Ask (Ask size)	- EUR (-)
Open	19.2005 EUR
High	19.2005 EUR
Low	19.2005 EUR
Close (prev. day)	19.032 EUR
Underlying	STELLANTIS N.V.
Underlying price (date)	18.658 (24/07/17)
Settlement price (date)	19.20 (24/07/17)
Open Interest	0

Performance and Risk

	6m	1y	3y
Perf (%)	-0.04%	+10.49%	-
Perf (abs.)	-0.01	+1.81	-
Beta	-	-	-
Volatility	35.41	30.84	-

Futures and Options

Related Futures	-
Related Options	-

5y












Information about previous performance does not guarantee future performance.
Source: FactSet

Price data

Ø price 5 days Ø volume 5 days (pcs.)	19.1422 EUR (0)
Ø price 30 days Ø volume 30 days (pcs.)	19.4165 EUR (0)
Ø price 100 days Ø volume 100 days (pcs.)	23.5644 EUR (0)
Ø price 250 days Ø volume 250 days (pcs.)	19.7579 EUR (0)
YTD High date	26.3531 EUR (2024/03/25)
YTD Low date	18.6340 EUR (2024/01/25)
52 Weeks High date	26.3531 EUR (2024/03/25)
52 Weeks Low date	15.7220 EUR (2023/08/18)

Recent Research

on underlying	on sector	on market	
Date		Headline	Download
2023/06/06		Global Equity Ratings	
2023/06/06		Aktienempfehlungen Global	
2023/06/01		Aktienempfehlungen Global	
2023/06/01		Global Equity Ratings	
2023/05/24		Global Equity Ratings	