

# STELLANTIS NV (FRÜH.FIAT CHR.) FUTURE (FIAK) - EUX/C10

2024/05/06 18:29:40

Price  
**20.7242** EUR

Difference  -0.54% (-0.11)

### General attributes

Symbol	FIAKC10
Exchange	Eurex
Currency	EUR
Security type	Future
Underlying	STELLANTIS N.V.
Maturity	03-2025
Contract size	1,000

### Market data

Bid (Bid size)	- EUR (-)
Ask (Ask size)	- EUR (-)
Open	20.7242 EUR
High	20.7242 EUR
Low	20.7242 EUR
Close (prev. day)	20.836 EUR
Underlying	STELLANTIS N.V.
Underlying price (date)	21.12 (24/05/16)
Settlement price (date)	21.94 (24/05/15)
Open Interest	0

### Performance and Risk

	6m	1y	3y
Perf (%)	+31.21%	+38.57%	-
Perf (abs.)	+5.09	+5.96	-
Beta	-	-	-
Volatility	29.23	28.33	-

### Futures and Options

Related Futures	-
Related Options	-

5y












Information about previous performance does not guarantee future performance.  
Source: FactSet

### Price data

Ø price 5 days   Ø volume 5 days (pcs.)	23.2740 EUR (0)
Ø price 30 days   Ø volume 30 days (pcs.)	24.3960 EUR (0)
Ø price 100 days   Ø volume 100 days (pcs.)	22.1693 EUR (0)
Ø price 250 days   Ø volume 250 days (pcs.)	18.9496 EUR (0)
YTD High   date	26.3531 EUR (2024/03/25)
YTD Low   date	18.6340 EUR (2024/01/25)
52 Weeks High   date	26.3531 EUR (2024/03/25)
52 Weeks Low   date	14.6154 EUR (2023/05/31)

### Recent Research

on underlying	on sector	on market	
Date		Headline	Download
2023/06/06		Global Equity Ratings	
2023/06/06		Aktienempfehlungen Global	
2023/06/01		Aktienempfehlungen Global	
2023/06/01		Global Equity Ratings	
2023/05/24		Global Equity Ratings	