

FACEBOOK INC FUTURE (FBUF) - EUX/C12

2024/05/02 18:23:30

Price
460.3069 USD

Difference  0.62% (2.82)

General attributes

Symbol	FBUFC12
Exchange	Eurex
Currency	USD
Security type	Future
Underlying	META PLATFORMS INC. CLASS A
Maturity	04-2025
Contract size	100

Market data

Bid (Bid size)	- USD (-)
Ask (Ask size)	- USD (-)
Open	460.3069 USD
High	460.3069 USD
Low	460.3069 USD
Close (prev. day)	457.4869 USD
Underlying	META PLATFORMS INC. CLASS A
Underlying price (date)	441.84 (24/05/02)
Settlement price (date)	460.31 (24/05/02)
Open Interest	0

Performance and Risk

	6m	1y	3y
Perf (%)	+43.38%	+83.55%	-
Perf (abs.)	+138.41	+208.24	-
Beta	-	-	-
Volatility	42.60	36.72	-

Futures and Options

Related Futures	-
Related Options	-












Information about previous performance does not guarantee future performance.
Source: FactSet

Price data

Ø price 5 days Ø volume 5 days (pcs.)	467.8883 USD (0)
Ø price 30 days Ø volume 30 days (pcs.)	518.4837 USD (0)
Ø price 100 days Ø volume 100 days (pcs.)	460.2611 USD (0)
Ø price 250 days Ø volume 250 days (pcs.)	372.6023 USD (0)
YTD High date	553.1997 USD (2024/04/05)
YTD Low date	362.5959 USD (2024/01/02)
52 Weeks High date	553.1997 USD (2024/04/05)
52 Weeks Low date	242.3798 USD (2023/05/05)

Recent Research

on underlying	on sector	on market	
Date		Headline	Download
2024/04/26		Global Equity Ratings	
2024/04/26		Aktienempfehlungen Global	
2024/04/03		Global Equity Ratings	
2024/04/03		Aktienempfehlungen Global	
2024/03/13		Global Equity Ratings	